VIDEO ENTRY TECHNOLOGY

GENERAL CATALOGUE

DOMESTIC AND RESIDENTIAL

Comelit®
Passion. Technology. Design.

02

VIDEO ENTRY TECHNOLOGY

2-Wire and digital IP systems, the best technical solution for responding to all application requirements.

Deep roots, global vision.

Founded in 1956, Comelit Group SpA is an industrial company operating on a worldwide scale and specialising in the design and manufacture of video entry, video surveillance, antiintrusion, home automation, access control and fire protection systems. The company has a strong international vocation thanks to its close ties with the area in which it was created and in which its headquarters are still located today (Val Seriana, to be precise).

An international group.

Comelit exports to over 90 countries worldwide and, in addition to its Italian headquarters, has 10 branches located in strategic areas in which the company operates: from Europe to the Far East, the United States and the Middle East. This articulated sales structure integrates shared know-how with the awareness of specific requirements in each market.

Constant innovation, friendly technology.

Comelit makes constantly looking to the future its mission. Innovation through continuous investment in manpower and technology finds an outlet in the design of new solution dedicated to improving the quality of everyday life by maximising simplicity and functionality.

Design: style, passion, art.

Besides placing technology at the service of mankind, Comelit is also a byword for design. Its unique and original style combines the most hi-tech materials with simple lines, clean shapes and cutting-edge colours. Every Comelit product therefore conveys a new concept for living in a space, in harmony with modern architectural trends.

Quality in every detail.

Comelit has been creating high quality video entry solutions for over 60 years. During the development process, every little detail is given all the attention needed to create a product which represents the best possible expression of our philosophy. Comelit subjects its products to strict laboratory testing, in terms of their resistance to heat, water, pressure and stress. This ensures that each product can withstand being pressed more than 125,000 times over the course of its lifetime.

VIDEO ENTRY TECHNOLOGY

CONSULTATION GUIDE

SOLUTIONS FOR INDIVIDUAL SYSTEMS

(10)

VIDEO DIGITAL KIT

VIDEO ANALOGUE KIT

SOLUTIONS FOR COLLECTIVE SYSTEMS

(50)

INTERNAL UNITS

SIMPLEBUS2 / ANALOG / TRADITIONAL

COMPARATIVE TABLE (52)

2-WIRE AUDIO/VIDEO

MAXI (86)
ICONA (88)
MINI (90)
MINI HANDSFREE (92)

2-WIRE AUDIO

MINI AUDIO (94)
MINI AUDIO HANDSFREE (96)

IP ViP

COMPARATIVE TABLE (76)

VIP AUDIO/VIDEO

MAXI (86)
ICONA (88)
MINI (90)
MINI HANDSFREE (92)

VIP AUDIO

EASYCOM (98)
STYLE (100)

EXTERNAL UNITS

SIMPLEBUS2 / SIMPLEBUS1 / ANALOG / TRADITIONAL

COMPARATIVE TABLE (52)

ULTRA (102)
3ONE6 (112)
SWITCH (116)
VANDALCOM (124)
ROMA (130)
VISTO (134)
QUADRA (136)
CIAO (138)

IP ViP

COMPARATIVE TABLE (76)

ULTRA (102)
3ONE6 (112)
SWITCH (116)
VANDALCOM (124)
ROMA (130)
VISTO (134)
QUADRA (136)
EMERGENCY (140)

SIMPLEBUS2

COMPARATIVE TABLE (12)

2-WIRE AUDIO/VIDEO

QUADRA KIT (16)
ULTRA KIT (22)
VIP KIT ULTRA (23)
VISTO KIT (28)
SWITCH KIT (32)

SIMPLEBUS2

COMPARATIVE TABLE (15)

ANALOG

2-WIRE AUDIO

CIAO KIT (34)

4+n TRADITIONAL

COMPARATIVE TABLE (15)

5-WIRE AUDIO

CIAO KIT (34)

SIMPLEBUS2 SIMPLEBUS1 IP ViP

INSTALLATION DIAGRAMS

2 WIRE SYSTEMS (54)
IP SYSTEMS (74)

SOLUTIONS FOR HYBRID SYSTEMS (38)

1469 (40)
1467 (42)
1406 (44)

POWER SUPPLY UNITS AND ACCESSORIES (44)

ACCESSORIES AND OTHER COMPONENTS (142)

POWER SUPPLY UNITS AND ACCESSORIES (142)

COMELIT PRESENTS ULTRA, NEW MODULAR ENTRANCE PANEL.

ultra

A NEW STEP FORWARD

ULTRA ENCAPSULATES A PERFECT TECHNOLOGICAL EVOLUTION, DESIGNED TO MEET ALL NEEDS.

Unique, strong and, above all, innovative: 3 words that embody the essence of the new Ultra external unit. Ultra is an innovative, modular entrance panel, available with 2-Wire and IP technology. It has a modern look and elegant lines with a 100% Italian design, created by the Milan-based architecture firm Habits. Its modularity means it can be used to create an infinite number of application solutions and offers a variety of composition possibilities (audio, audio video modules to push-button modules and touch technology).

IP ViP | SIMPLEBUS2 | SIMPLEBUS1

DESIGN MILANO

GERMAN DESIGN AWARD SPECIAL 2021

SMALL RESIDENTIAL

TERTIARY INDUSTRY

LARGE RESIDENTIAL

RESIDENTIAL COMPLEXES

BEYOND YOUR IMAGINATION

The analogue entrance panel is perfect for huddles of buildings such as villas and small apartment blocks, and its modular nature means that buttons can be added to fully satisfy residential requirements.

The touchscreen version, the number keypad (which can be used to make calls as well as enter classic lock-release codes) and the digital directory are the ideal solutions for easy navigation of complexes encompassing hundreds of apartments.

BEYOND INNOVATION

The most innovative feature is the touch screen display, which boasts a 5-inch screen offering definition with a pixel density of 4K and an user-friendly graphics.
Ultra is manufactured with quality materials, selected after carrying out extensive studies and tests on water, dust, salt fog and impact resistance, which is proven by the certifications achieved, i.e. IP65 weather protection rating and IK08 mechanical impact resistance..

BEYOND ALL LIMITS

BEYOND ALL COMPARISON. BEYOND THE OBVIOUS.

Elegant and reliable, Ultra is more powerful and discreet than ever before. Available in two versions, surface-mounted and flush-mounted, it is the thinnest entrance panel in its category: It is just 10 mm thick in the flush-mounted version and 35 mm in the surface-mounted version.
Ultra is one of the products that best expresses Comelit's attitude, encompassing constant research, pushing beyond our own limits and striving for constant improvement. It represents our vocation, as a company, to go Beyond.

BEYOND SIMPLICITY

The innovative module coupling-uncoupling system is easier and more secure than ever, designed to encourage interlocking construction in order to minimise fitting times and screwdriver usage.
The modules are interconnected by means of flat cables and, if they need replacing, they save each other's programming so that the correct configuration can be reacquired automatically.

The innovative module with number keypad can be used to enter classic lock-release codes and make calls using a code, thereby minimising the number of modules required and consequently limiting costs.

ViP SIMPLEBUS2 SIMPLEBUS1



TECHNICAL SPECIFICATIONS

- **Available in a flush-mounted version (10 mm deep) compatible with flush-mounted boxes for the Ikall entrance panel.**
- **Available in surface-mounted version just 35 mm deep.**
- **Die-cast aluminium frames coated using cataphoresis.**
- **Audio and audio/video modules for 2-wire and ViP systems.**
- **Protection rating IP65 and IK08.**
- **Call module with facility for single (4 calls) and double (8 calls) buttons.**
- **Module dimensions 95x90 mm.**
- **Button backlighting with independent white LED regulation on each module, with automatic daytime power-off for energy saving purposes**
- **Camera LED controlled by the twilight sensor, with automatic daytime power-off for energy saving purposes**
- **High-resolution wide-angle camera (field of vision 120°x90°).**
- **3 indicator LEDs for: call sent (green) / system busy (red), lock-release activated, audio enabled.**
- **Direct audio and LED brightness regulation and dip switches on the front of the Audio and Audio/Video module**
- **Button address programming with Smart mode.**
- **Available in button, digital and touch module versions.**
- **Touch modules and digital directory equipped with Bluetooth connection for programming functions and for the management of names in the directory.**

BEYOND INDIVIDUAL TASTE

Metal, plastic, or both: Ultra is an entrance panel tailored to suit all tastes.
Whatever material is chosen, buttons are available in single and double versions, depending on requirements.

DOWNLOAD THE COMELIT APP FREE

MULTI USER GATEWAY

THE FIRST VIDEO INTERCOM SYSTEM WITH SMART DEVICE CAPABILITIES.

TENANT

Tenants can view and control system features from the Comelit app.

PROPERTY MANAGER

Cloud management software that allows Property Managers to update tenant access remotely.

DEVELOPER

From basic to luxury, our systems are suitable for every installation and can be customized to fit your property's needs.

INSTALLER

Simple installation of our entrance panels. The only things needed are power, an internet connection, and a door strike.

COMELIT APP

ANSWER THE DOOR FROM ANYWHERE!

TAP TO OPEN

Open the door for a guest or visitor with the ease of just a tap.

VIDEO CHECK

See who is at the door before letting them in.

CALL LOGS

Review all door notifications on one all-time list.

VIDEO MESSAGES

If you miss a call from a visitor, they can leave a video message for you.

SECURITY CAMERAS

Need more security? Our app lets you add and see live security CCTV/IP cameras.

VIRTUAL KEY

Do you have guests and don't want them to ring you one after the other? Are you away from home and cannot answer the dog sitter? Generate for your visitors a temporary access code!

THE APPLICATIONS

SINGLE FAMILY TO FOUR FAMILY RESIDENCES

COMMERCIAL ACTIVITIES

THE RANGE

ANALOG

AUDIO KIT - 2-WIRE WIRING
AVAILABLE IN VERSION SINGLE-FAMILY

TRADITIONAL

AUDIO KIT - 5-WIRE TRADITIONAL WIRING
AVAILABLE IN VERSION FROM 1 USERS TO 4 USERS
EASILY EXPANDABLE

SIMPLEBUS2

AUDIO/VIDEO KIT - SIMPLEBUS 2-WIRE SYSTEM WIRING
AVAILABLE IN VERSION FROM 1 USERS TO 4 USERS
REMOTE ANSWERING FROM SMARTPHONE (APP)

ViP

AUDIO/VIDEO KIT - CATEGORY 5 CABLE SYSTEMS
AVAILABLE IN VERSION SINGLE-FAMILY
REMOTE ANSWERING FROM SMARTPHONE (APP) OR PC/MAC

COMELIT APP

Comelit APP is free App that allows you to answer calls from video entry phones, call other video entry phones or other devices on which the App is installed. It is also allows you to manage any indoor or outdoor cameras installed in your home.

MORE INFORMATION ON PAGE 8

PC INTERCOM

All door entry monitor functions can also be managed and implemented on a PC/MAC using the special PC-Intercom software (code 1454K). The software is available on USB memory stick.

	ANALOG	TRADITIONAL	SIMPLEBUS2	ViP
Wiring	2-wire	4+N wire	2-wire	Cat. 5 or higher
Type	Audio kit	Audio kit	Audio/video kit	Audio/video kit
Available versions	Single-family	Single-family	Single-family	Single-family
Expandable to	1 user	up to 4 users	up to 4 users (without changing P.E.)	up to 4 users (without changing P.E.)
Internal units/Devices per user	2 internal units	2 internal units	4 internal units	16 devices (Smartphone/Tablet)
Number of internal units activated by call	-	-	1	Up to 4
Intercom function as standard	-	No	Yes	Yes
Integration with access control	No	No	No	Yes
Integration with anti-intrusion	No	No	No	Yes
Integration with video surveillance	No	No	Yes	Yes
Integration with SIP devices	No	No	No	Yes
Remote connection and updating	No	No	Yes (Art. 6741W)	Yes
Local and remote (via App) answering of call from door entry monitor	No	No	Yes	Yes
Local and remote (via PC/Mac) answering of call from door entry monitor	No	No	Yes	Yes

SOLUTIONS FOR INDIVIDUAL SYSTEMS

GUIDE TO VIDEO ENTRY TECHNOLOGY

2-WIRE KITS

	VIDEO KIT				
	QUADRA MINI HANDSFREE WIFI KIT	QUADRA MINI HANDSFREE KIT	QUADRA MAXI KIT	QUADRA ICONA KIT	QUADRA MINI KIT
KIT CODES	**8451V**	**8461V**	**8461X**	**8461I**	**8461M**
FURTHER INFORMATION	Page 16	Page 16	Page 16	Page 16	Page 16
WIRING	Simplebus 2	Simplebus 2	Simplebus 2	Simplebus 2	Simplebus 2
EXPANDABILITY	4 Residences 4 Internal units for residence 4 External units in total	4 Residences 4 Internal units for residence 4 External units in total	4 Residences 4 Internal units for residence 4 External units in total	4 Residences 4 Internal units for residence 4 External units in total	4 Residences 4 Internal units for residence 4 External units in total
EXTERNAL UNITS					
	QUADRA	QUADRA	QUADRA	QUADRA	QUADRA
FURTHER INFORMATION	Page 136	Page 136	Page 136	Page 136	Page 136
INTERNAL UNITS					
	COMELIT APP				
	MINI HANDSFREE WIF	MINI HANDSFREE	MAXI	ICONA	MINI
MONITOR	LCD 4,3" / 16:9	LCD 4,3" / 16:9	LCD 7" / 16:9	LCD 4,3" / 16:9	LCD 4,3" / 16:9
FURTHER INFORMATION	Page 92	Page 92	Page 86	Page 88	Page 90
REPLY FROM REMOTE (SMARTPHONE/TABLET)	Yes	-	-	-	-

SIMPLEBUS2

UP TO 4 USERS

	VIDEO KITS			VISTO KITS
	ULTRA MINI HANDSFREE WIFI KIT	ULTRA MINI HANDSFREE KIT	ULTRA MINI KIT	VISTO KIT
	KVU8190W	**KVU8190V**	**KVU8190**	**KIT VISTO - KIT VISTO/C - VS8111**
	Page 22	Page 22	Page 22	Page 26
	Simplebus 2	Simplebus 2	Simplebus 2	Wi-Fi - 2-wire Digital - VIP
	4 Internal units for residence	4 Internal units for residence	4 Internal units for residence	N External units
	ULTRA	ULTRA	ULTRA	VISTO
	Page 102	Page 102	Page 102	Page 134
	COMELIT APP			VISTO APP
	MINI HANDSFREE WI-FI	MINI HANDSFREE	MINI	-
	LCD 4,3" / 16:9	LCD 4,3" / 16:9	LCD 4,3" / 16:9	-
	Page 92	Page 92	Page 90	Page 135
	Yes	-	-	Yes

5-WIRE AND 2-WIRE KITS

	VIDEO KITS			
	SWITCH MINI HANDSFREE KIT	SWITCH KEYPAD MINI HANDSFREE KIT	SWITCH MINI HANDSFREE WI-FI KIT	SWITCH KEYPAD MINI HANDSFREE WI-FI KIT
KIT CODES	**KVS2001**	**KVS2001KP**	**KVS2011**	**KVS2011KP**
FURTHER INFORMATION	Page 32	Page 32	Page 32	Page 32
WIRING	Simplebus 2	Simplebus 2	Simplebus 2	Simplebus 2
EXPANDABILITY	4 Internal units for residence	4 Internal units for residence	4 Internal units for residence	4 Internal units for residence
EXTERNAL UNITS				
	SWITCH	SWITCH	SWITCH	SWITCH
FURTHER INFORMATION	Page 116	Page 116	Page 116	Page 116
INTERNAL UNITS				
			COMELIT APP PATENTED FACE RECOGNITION works with alexa works with Hey Google	COMELIT APP PATENTED FACE RECOGNITION works with alexa works with Hey Google
	MINI HANDSFREE	MINI HANDSFREE	MINI HANDSFREE WIFI	MINI HANDSFREE WIFI
MONITOR	LCD 4,3" / 16:9	LCD 4,3" / 16:9	LCD 4,3" / 16:9	LCD 4,3" / 16:9
FURTHER INFORMATION	Page 92	Page 92	Page 92	Page 92
REPLY FROM REMOTE (SMARTPHONE/TABLET)	-	Yes	-	Yes

SIMPLEBUS2 | ANALOG | TRADITIONAL | UP TO 4 USERS

	KIT AUDIO			
	CIAO MINI AUDIO KIT	CIAO MINI AUDIO HANDSFREE KIT	CIAO MINI AUDIO KIT	CIAO MINI AUDIO KIT
	KCA2061A	**KCA2071A**	**KCA0061**	**KCA5061**
	Page 34	Page 34	Page 34	Page 34
	Simplebus 2	Simplebus 2	2-wire Analogue	4+N Analogue
	4 Residences 4 Internal units for residence 4 External units in total	4 Residences 4 Internal units for residence 4 External units in total	4 Residences 4 Internal units for residence 4 External units in total	4 Residences 4 Internal units for residence 4 External units in total
	CIAO	CIAO	CIAO	CIAO
	Page 138	Page 138	Page 138	Page 138
	MINI AUDIO	MINI AUDIO HANDSFREE	MINI AUDIO	MINI AUDIO
	-	-	-	-
	Page 94	Page 96	Page 94	Page 94
	-	-	-	-

8461X 8461I 8461M 8461V 8451V

QUADRA KIT

QUADRA

Page 136

MAXI

Page 86

ICONA

Page 88

MINI

Page 90

MINI HANDSFREE AND MINI HANDSFREE WI-FI

Page 92

2-wire colour video entry monitor, comprised of Quadra entrance panel and the new monitors (Maxi, Icona, Mini, Mini Handsfree). The kit can be used to create systems for up to 4 residences, each with 4 monitors (1 main, 3 secondary), without the addition of any further devices. The kits can be expanded with additional external units.

Installation systems

SIMPLEBUS2

Technical Manual

IN THE BOX (KIT COMPOSITION)

		QUADRA MAXI KIT	QUADRA ICONA KIT	QUADRA MINI KIT	QUADRA MINI HANDSFREE KIT	QUADRA MINI HANDSFREE WI-FI KIT
CODE	DESCRIPTION	**8461X**	**8461I**	**8461M**	**8461V**	**8451V**
4893M	QUADRA ENTRANCE PANEL W/ BUTTONS. 2 WIRES	1	1	1	1	1
1209	2-WIRE VIDEO KIT POWER SUPPLY UNIT	1	1	1	1	1
6801W	7» MAXI SERIES MONITOR. SBC SYSTEM	1				
6817	FLUSH-MOUNTED BOX FOR MAXI MONITOR	1				
6820	MAXI MONITOR WALL SUPPORT	1				
6601W	ICONA SERIES HANDS-FREE COLOUR MONITOR. SBTOP SYSTEM		1			
6117	FLUSH-MOUNTED BOX FOR PLASTERBOARD. ICONA		1			
6620	WALL BRACKET FOR ICONA MONITOR		1			
6701W	MINI MONITOR WITH HANDSET, WHITE. SBTOP SYSTEM			1		
6721W	MINI HANDSFREE MONITOR. WHITE SBTOP SYSTEM				1	
6741W	MINI HANDSFREE WIFI MONITOR. WHITE SBTOP SYSTEM					1
1214/2C	VIDEO FILTER FOR SIMPLEBUS COLOUR SYSTEM	1	1	1	1	1
1216	VIDEO RISER TERMINATION FOR SIMPLEBUS	1	1	1	1	1

SIMPLEBUS2

UP TO 4 USERS

ACCESSORIES

QUADRA

4791A

ADAPTER PLATE FOR EXTRA-CIAO-QUADRA
Plate allowing installation of the Extra, Ciao and Quadra external units in 1- and 2-module flush-mounted boxes by Comelit, Bticino and Urmet. Dimensions (LxHxD): 137x236x2.5 mm.

4792

RAIN SHIELD FOR QUADRA ENTRANCE PANEL
Rain shield in painted aluminum for Quadra entrance panel, grey colour.
Dimensions (W x H x D): 99 x 210 x 41 mm.

4793MA

ALUMINIUM FACEPLATE FOR QUADRA W/BUTTONS
Aluminium colour faceplate for Quadra entrance panel with mechanical buttons.

4793MB

BLACK FACEPLATE FOR QUADRA W/BUTTONS
Black faceplate for Quadra entrance panel with mechanical buttons.

4793MC

CORTEN FACEPLATE FOR QUADRA W/BUTTONS
Corten colour faceplate for Quadra entrance panel with mechanical buttons.

1217A

LABEL SHEETS FOR QUADRA W/BUTTONS
The kit contains 10 sheets of adhesive labels for nameplates (7 for nameplates with 1 button, 2 for nameplates with 2 buttons, 1 for nameplates with 4 buttons) for Quadra push-button panel with mechanical buttons.

1235A

NAMEPLATE LABEL PRINTING SOFTWARE
Dedicated software for the creation and printing of nameplate and information labels for Ikall, Vandalcom, Quadra and 316 Analog entrance panels. Requires use of adhesive labels art.1217, 1218, 1219 or art.1220. This software is available to download free of charge from the Comelit website.

MAXI

6817

FLUSH-MOUNTED BOX FOR MAXI MONITOR
Flush-mounted box in black ABS. Dimensions: 212x115x50mm

6820

S2 & VIP MAXI MONITOR WALL SUPPORT
Wall support for Maxi monitor in ABS UV resistant. White RAL 9003 colour.

6812

DESK BASE FOR MAXI MONITOR
Desk base for desktop conversion of Maxi monitor. Dimensions: 105x75x110mm.

QUADRA KIT (CONT.)

2-WIRE KITS - QUADRA KIT ADDITIONAL CODES AND ACCESSORIES

ICONA

6117

FLUSH-MOUNTED BOX FOR PLANUX, SMART, ICONA MONITORS
The accessory can be used for the tilt-adjustment fitting of art. 6122.
Dimensions: 132x132x50 mm.

6617

FLUSH-MOUNTED BOX FOR PLASTERBOARD. ICONA
Flush-mount box allowing mounting of Icona series monitors on plasterboard and/or cement walls. Dimensions: 129x129x50 mm

6118

PLANUX, SMART, ICONA CLIPS FOR DRY LINED WALLS
Installation kit for plasterboard walls for Planux, Smart and Icona monitors.

6620

WALL BRACKET FOR ICONA MONITOR
Wall bracket for Icona monitor. Colour: White. Dimensions: 136.6x141.6x13.8mm.

6612A

DESK BASE FOR ICONA MONITOR
Desk base installation accessory for Icona monitor. Dimensions 105x70x110mm.

MINI

6710

BACKPLATE AND DISTRIBUTION TERMINAL FOR MINI MONITOR
Wall-mounting or residential series box backplate for MINI monitor, /BM versions with handset featuring magnetic induction for hearing aid wearers. Also includes riser distribution terminal Art. 1214/2C. Dimensions 145x100x4 mm.

6711W

ADAPTER PLAQUE FOR MINI MONITOR W/ HANDSET. WHITE.
Mounting accessory for Mini Monitor when replacing Magis or Genius door entry monitors. Complete with backplate art. 6710 and distribution terminal art. 1214/2C. White. Dimensions: 300x270x3 mm.

6711WS

MINI HANDSET SMALL ADAPTER PLAQUE
Mounting accessory for Mini Monitor when replacing Magis or Genius door entry monitors. White. Dimensions: 230x220x3mm.

6719W

ACCESS. CABLES EXTERNAL PASSAGE FOR MINI HS. S2
Wall support bracket for Mini monitor with handset allowing thru-routing of external cables.

6712A

DESK BASE FOR MINI S2 MONITOR WITH HANDSET
Desk base installation accessory for Mini monitor with handset in Simplebus 2 system.

SIMPLEBUS2

UP TO 4 USERS

MINI HANDSFREE

6710

BACKPLATE AND DISTRIBUTION TERMINAL FOR MINI MONITOR
Wall-mounting or residential series box backplate for MINI monitor, /BM versions with handset featuring magnetic induction for hearing aid wearers. Also includes riser distribution terminal Art. 1214/2C. Dimensions 145x100x4 mm.

6734W

ADD. BUTTONS KIT HANDS-FREE MINI MONITOR, WHITE
Accessory for conversion of the monitors of the Mini series Art 6721W and 6721W/BM into 8-button versions. Includes an 8-button faceplate and an electronic module for button activation, which can be installed quickly without the need to open the monitor casing.

6720

ACCESS. CABLES EXTERNAL PASSAGE FOR MINI HF. S2
Wall support bracket for handsfree Mini monitor allowing thru-routing of external cables.

6732A

DESK BASE FOR HANDS-FREE MINI MONITOR. S2
Desk base installation accessory for hands-free Mini monitor in Simplebus 2 system.

COMMON ACCESSORIES

1209

2-WIRE VIDEO KIT POWER SUPPLY UNIT
33 VDC power supply unit with overload and short circuit protection devices. It has two separate continuous outputs: one for external unit and one for the monitor power supply. Input voltage 110-240 VAC. Dimensions: 4.17”x2.44”x3.5” (6 DIN modules).

1229A

ADDITIONAL RINGTONE ACCESSORY. S2
Wall-mounted accessory for additional ringtone for direct connection to 2-wire bus. Allows ringtone selection and adjustment of ringtone volume with privacy function, equipped with dip switches for user code programming, floor door call input terminals and call repeat. Fitted with distribution terminal art. 1214/2C. Dimensions: 125x95x24mm.

1256

ACTUATOR RELAY
Intelligent Simplebus device for controlling a relay on board (12÷24 VAC/VDC - 10A max). For use and programming of the function required, follow the indications given in the technical documentation. It can be used in Simplebus system. Power supply: 12 VAC or 20 VDC. Dimensions: 66X85X35mm (4 DIN modules). Line branch terminal art. 1214/2C in equipment.

1404

SIMPLEBUS2 DIGITAL SWITCHING DEVICE
Audio/video switching module for Simplebus 2 digital systems. To be used in systems with more than one entrance. Power supply from bus line. Dimensions: 60x85x35 mm (4 DIN modules).

1405

DIGITAL EXCHANGE 2 QUADRA INPUTS. S2
Audio/video switching module for audio/video kit systems. For use in systems with a maximum of 2 entrances with Quadra series external unit. Power supply from bus line. Dimensions: 35x90x58mm (2 DIN modules).

1409

ACCESSORY FOR REMOTE COLOUR CAMERAS, 2-WIRE SYSTEM
Remote camera module for Simplebus 2 2-wire digital systems. Allows management of up to 3 colour cameras in cyclical sequence from door entry monitors using a dedicated button. 12 Vac or 20 Vdc power supply. Dimensions: 60x85x35 mm (4 DIN modules).

QUADRA KIT (CONT.)

2-WIRE KITS - QUADRA KIT DIAGRAMS

BASIC LAYOUT



ADDITIONAL FUNCTIONS LAYOUT

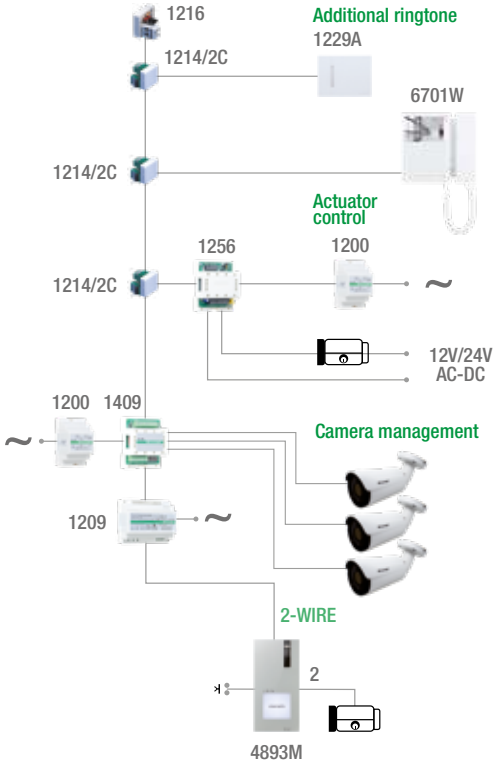

SYSTEM EXPANSION LAYOUT

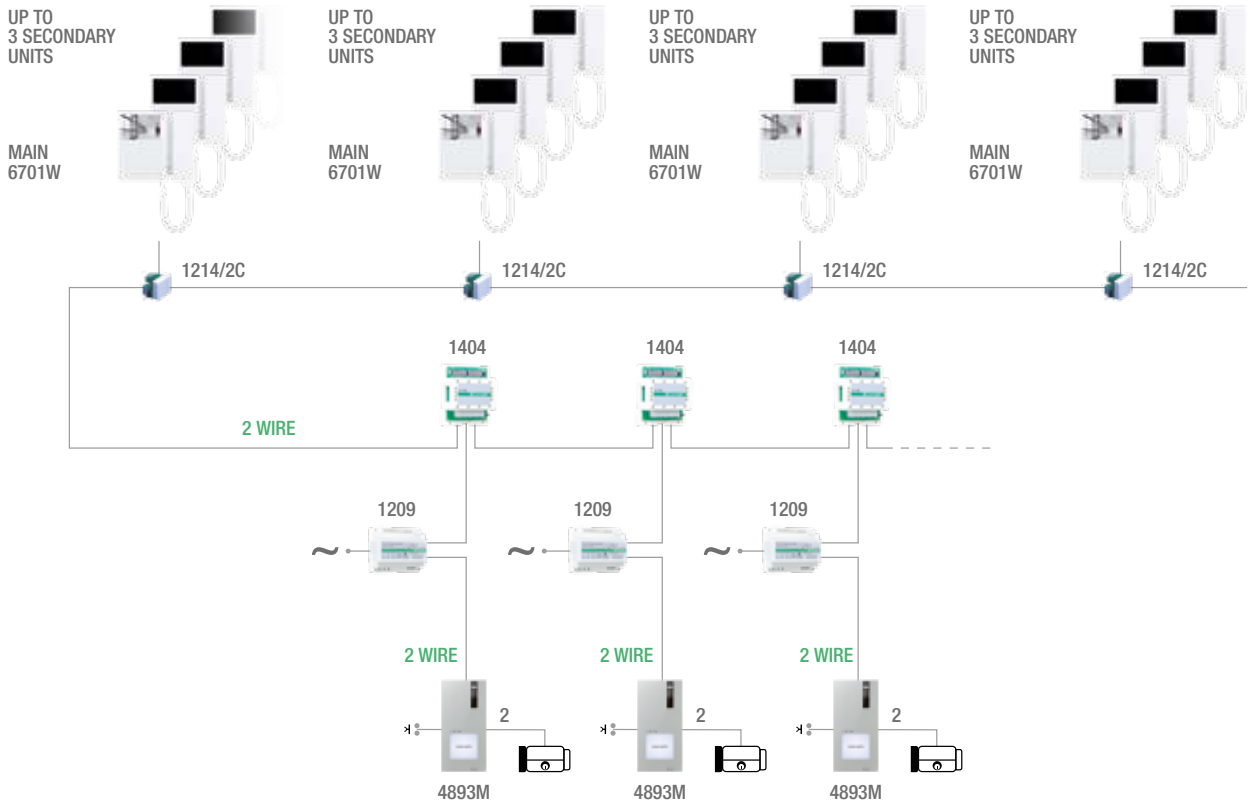

SIMPLEBUS2

UP TO 4 USERS

BASIC LAYOUT (MINI HANDSFREE WI-FI ONLY)

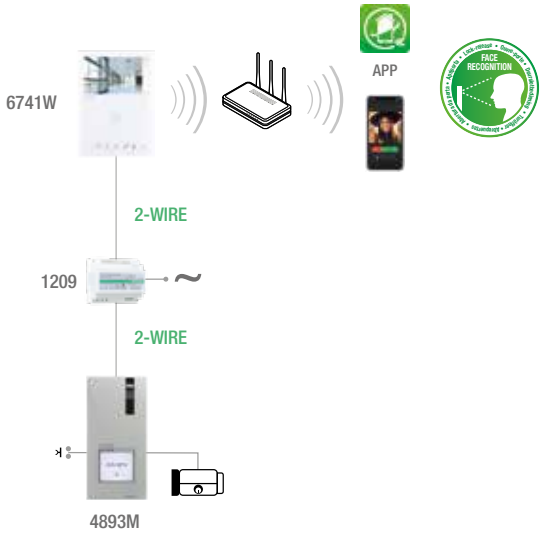

MULTI-USER LAYOUT (MINI HANDSFREE WI-FI ONLY)

KVU8190 KVU8190V KVU8190W

ULTRA KIT

ULTRA

Page 102

MINI

Page 90

MINI HANDSFREE AND MINI HANDSFREE WI-FI

Page 92

Single-family kit for Simplebus 2. Suitable for installation in residential, commercial or office buildings. The kit is supplied programmed and ready to use. The kit consists of 1 flush-mounted Ultra series external entrance panel art. UT2020/4 with call button art. UT9211M, 1 Mini series door entry monitor and all the accessories required to construct the system.

Installation systems

SIMPLEBUS2

Technical Manual

IN THE BOX (KIT COMPOSITION)

		ULTRA MINI KIT	ULTRA MINI HANDSFREE KIT	ULTRA MINI HANDSFREE WI-FI KIT
CODE	DESCRIPTION	**KVU8190**	**KVU8190V**	**KVU8190W**
3110/1	1 MODULE FLUSH-MOUNTED BOX FOR ENTRANCE PANEL	1	1	1
UT2020/4	SB2 ULTRA AUDIO/VIDEO MODULE, 4 USERS	1	1	1
UT9161	FLUSH-MOUNTING FRAME FOR 1 ULTRA MODULE	1	1	1
UT9211M	SINGLE METAL ULTRA BUTTON	1	1	1
1210A	SIMPLEBUS2 POWER SUPPLY UNIT	1	1	1
6701W	2 WIRES MINI DOOR ENTRY MONITOR WITH HANDSET	1		
6721W	SIMPLEBUS2 MINI HANDSFREE DOOR ENTRY MONITOR		1	
6741W	2 WIRES MINI HANDSFREE WI-FI DOOR ENTRY MONITOR			1

SIMPLEBUS2

ViP

KVU8508

VIP KIT ULTRA

ULTRA

Page 102

MINI HANDSFREE

Page 92

IP intercom kit for commercial and residential use, featuring an Ultra external unit, an internet gateway and a Mini internal unit running on a PoE CAT5 network. In addition to the internal unit, call is also forwarded to the Comelit app for use on a smartphone or tablet. Apps can be downloaded from Google Play – IOS AppStore and will be permanently free of charge. Up to 15 different apps are supported. Panel supports 1 lock + 1 additional NO/NC output trigger. This Kit also allows to generate up to 4 temporary access QR codes, managed through the same Comelit app, with customizable expiry date and time scheduling properties. Once connected, the system can be remotely managed through the mysites web interface or the MyComelit installer app. The system can be expanded by adding other internal or external units without limits.
***A wired internet connection is needed for app operation, access control and remote management.**

Installation systems

ViP

Technical Manual

IN THE BOX (KIT COMPOSITION)

		SOURFACE MOUNTING SINGLE FAMILY ULTRA KIT WITH MINI HANDSFRRE MONITOR
CODE	DESCRIPTION	**KVU8508**
UT8020	IP (VIP) ULTRA AUDIO/VIDEO MODULE	1
6722W	MINI HANDSFREE BM MONITOR, VIP	1
1456S	APARTMENT SLAVE GATEWAY FOR VIP SYSTEM	1
1441B	30W VIP SYSTEM POWER SUPPLY UNIT	1
UT9171	WALL HOUSING FOR 1 ULTRA MODULE	1
UT9212	DOUBLE ULTRA BUTTON	1

ULTRA KIT (CONT.)

KVU8509

VIP KIT ULTRA

ULTRA

Page 102

Expandible IP intercom kit for commercial and residential use, featuring an Ultra external unit with access control keypad, a Multi User Gateway (MUG), with one license. Call is forwarded to the Comelit App for use on a smartphone or tablet. Apps can be downloaded from Google Play – IOS AppStore and will be permanently free of charge. Up to 15 different apps are supported. Panel supports 2 locks + 2 additional NO/NC output triggers. This Kit also allows to generate up to 4 temporary access QR codes or pin codes, managed through the same Comelit app, with customizable expiry date and time scheduling properties. Once connected, the system can be remotely managed through the mysites web interface or the MyComelit installer app. The system can be expanded by adding other internal or external units without limits or by adding up to 399 users by purchasing additional licenses for the MUG.
***A wired internet connection is needed**

Installation systems

IP
VIP

Technical Manual

IN THE BOX (KIT COMPOSITION)

		SOURFACE MOUNTING SINGLE FAMILY ULTRA KIT
CODE	DESCRIPTION	**KVU8509**
UT8020	IP (VIP) ULTRA AUDIO/VIDEO MODULE	1
1441B	30W VIP SYSTEM POWER SUPPLY UNIT	1
UT9279M	ULTRA NUMERICAL KEYPAD MODULE	1
UT9172	WALL HOUSING FOR 2 ULTRA MODULES	1
UT9212	DOUBLE ULTRA BUTTON	1
1456B	MULTI-USER GATEWAY FOR VIP SYSTEM	1
1456B/M1	SINGLE MASTER LICENCE FOR 1456B	1

SIMPLEBUS2 ViP

ACCESSORIES

ULTRA

UT2020/4

SB2 ULTRA AUDIO/VIDEO MODULE, 4 USERS
Audio/video module for Ultra entrance panel for up to 4 users, Simplebus 2 system. Easy to install and configure, thanks to smart call button programming. Twilight sensor for automatic nameplate backlighting power-off during daytime hours. Omnidirectional digital microphone and dual loudspeaker for high-fidelity audio. Wide-angle colour video camera (field of vision: 120° horizontal, 90° vertical) Audio-visual indications for disabled individuals assistance request can be activated via programming. Facility for 2 call buttons. To be finished with a cap, single button or double button in professional-grade plastic given an anti-yellowing and anti-dulling treatment or in aluminium. Regulation and programming without removing the module. Dimensions: 1 Ultra module. ULTRA, the new and most technologically advanced entrance panel offering maximum ease of installation. Available in flush-mounted (10 mm protrusion from the wall) or surface-mounted (just 35 mm protrusion from the wall) variants. Dimensions: 100x90x35 mm

UT9211FM

SINGLE FULL METAL ULTRA BUTTON
Full-Metal version of the single button for Ultra entrance panel. Made with an aluminium coating to increase resistance to impact and polymethyl methacrylate treated to increase resistance to UV rays while preventing yellowing and dulling.

UT9331P

ULTRA INSTALLATION KIT FOR PLASTERBOARD, 1 MODULE
Kit for installing the 1-module Ultra entrance panel on plasterboard walls.

Check availability on the website pro.comelitgroup.com

UT9110

ULTRA NAMEPLATE LABEL SHEETS
The kit contains 5 sheets of labels for nameplates and 1 sheet for the information module.

MINI

6710

BACKPLATE AND DISTRIBUTION TERMINAL FOR MINI MONITOR
Wall-mounting or residential series box backplate for MINI monitor, /BM versions with handset featuring magnetic induction for hearing aid wearers. Also includes riser distribution terminal Art. 1214/2C. Dimensions: 145x100x4 mm.

6711W

ADAPTER PLAQUE FOR MINI MONITOR W/ HANDSET. WHITE.
Mounting accessory for Mini Monitor when replacing Magis or Genius door entry monitors. Complete with backplate art. 6710 and distribution terminal art. 1214/2C. White. Dimensions: 300x270x3 mm.

6711WS

MINI HANDSET SMALL ADAPTER PLAQUE
Mounting accessory for Mini Monitor when replacing Magis or Genius door entry monitors. White. Dimensions: 230x220x3mm.

ULTRA KIT (CONT.)

CONT. 2-WIRE KITS - ULTRA KIT AND ACCESSORIES

6733W

ADDITIONAL BUTTONS KIT FOR MINI MONITOR, WHITE
Accessory for transforming Mini monitors Art 6700W-/BM and 6701W-/BM into versions with 8 buttons. Includes an 8-button faceplate and an electronic module for activating the buttons, which can be installed quickly without opening up the monitor.

6719W

ACCESS. CABLES EXTERNAL PASSAGE FOR MINI HS. S2
Wall support bracket for Mini monitor with handset allowing thru-routing of external cables.

6712A

DESK BASE FOR MINI S2 MONITOR WITH HANDSET
Desk base installation accessory for Mini monitor with handset in Simplebus 2 system.

MINI HANDSFREE

6710

BACKPLATE AND DISTRIBUTION TERMINAL FOR MINI MONITOR
Wall-mounting or residential series box backplate for MINI monitor, /BM versions with handset featuring magnetic induction for hearing aid wearers. Also includes riser distribution terminal Art. 1214/2C. Dimensions 145x100x4 mm.

6734W

ADD. BUTTONS KIT HANDS-FREE MINI MONITOR, WHITE
Accessory for conversion of the monitors of the Mini series Art 6721W and 6721W/BM into 8-button versions. Includes an 8-button faceplate and an electronic module for button activation, which can be installed quickly without the need to open the monitor casing.

6720

ACCESS. CABLES EXTERNAL PASSAGE FOR MINI HF. S2
Wall support bracket for handsfree Mini monitor allowing thru-routing of external cables.

6732A

DESK BASE FOR HANDS-FREE MINI MONITOR. S2
Desk base installation accessory for hands-free Mini monitor in Simplebus 2 system.

COMMON ACCESSORIES

1210A

SIMPLEBUS2 POWER SUPPLY UNIT
Power supply unit for audio or audio/video systems with 1 input compatible with all outdoor entrance panels featuring Simplebus 2 technology and 1 output for the connection of devices such as door-entry phones and door entry monitors featuring Simplebus 2 technology. Supplied with line termination terminal art. 1216.

1404

SIMPLEBUS2 DIGITAL SWITCHING DEVICE
Audio/video switching module for Simplebus 2 digital systems. To be used in systems with more than one entrance. Power supply from bus line. Dimensions: 60x85x35 mm (4 DIN modules.

SIMPLEBUS2

ViP

BASIC LAYOUT

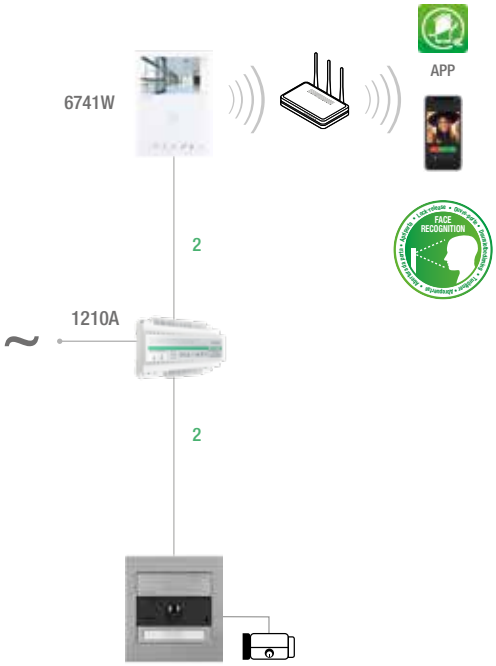

LAYOUT 2 INTERNAL UNITS + 2 EXTERNAL UNITS

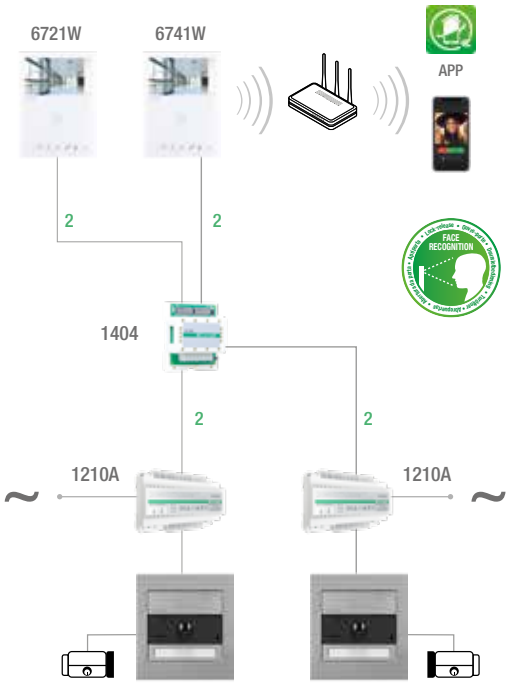

KVU8508

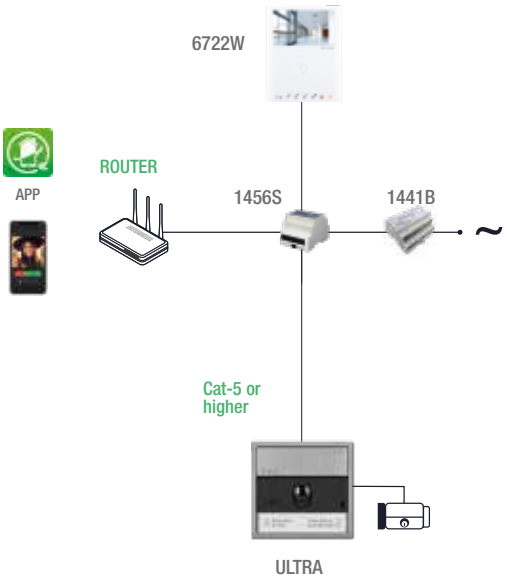

KVU8509

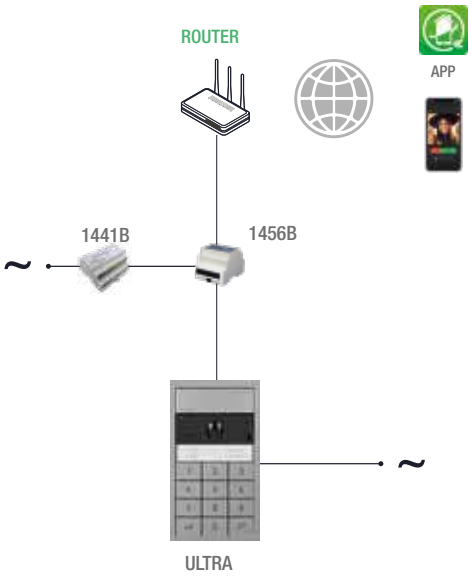

KITVISTO KITVISTO/C VS8111 VS8101

VISTO KIT

VISTO

Page 134

VISTO APP

Visto lets you see, hear and speak with your visitors easily from your own smartphone whether you're at home or outside, on holiday or at work. Wherever you are.

Installation systems

Technical Manual

VISTO KIT (code KITVISTO)

Italian designed smart doorbell wich allow audio/video communication from the door to the smartphone/tablet using the Wi-Fi network. Complete with adapter to use the already existing doorbell power supply (12÷20VAC or 12÷33VDC) and to interface the existing doorbell chime. With the Visto app You will always be in touch with what is going on at your house, if You are accross town or even in another country. Dark graphite RAL9011 colour.

VISTO WITH BELL KIT (code KITVISTO/C)

Kit composed of art. Visto (smart doorbell), 3532 (chime), 3534 (power supply). Italian designed smart doorbell wich allow audio/video communication from the door to the smartphone/tablet using the Wi-Fi network. Complete with wireless bell and power supply. With the Visto app You will always be in touch with what is going on at your house, if You are accross town or even in another country. Dark graphite RAL9011 colour.

VISTO VIP KIT (code VS8111)

Wi-Fi video entry external unit for use in Comelit ViP systems, complete with adapter allowing use of the power supply for the existing bell (12-20 VAC or 12-33 VDC) and allowing interfacing with the existing bell. Depending on the system configuration, you can receive video entry phone calls on ViP monitors or directly on smartphones and tablets via the Comelit app. With the Comelit app, you are always in touch with what is going on at your home, whether you are in town or even in another country.

VISTO ETHERNET EXTERNAL UNIT. VIP SYSTEM (code VS8101)

Italian design Visto series wall-mounted doorbell unit for ViP IP video entry system. Complete with one call button, wide-angle colour camera, audio speaker and microphone. ViP and standard POE power supply. Dark graphite RAL9011 colour. Dimensions (W x H x D): 47x136x32 mm.

IN THE BOX (KIT COMPOSITION)

CODE	DESCRIPTION	KIT VISTO	VS8111	VS8101	KIT VISTO/C
VISTO WIFI	EXTERNAL UNIT FOR WI-FI VISTO KIT	1			1
VISTO VIP WI-FI	EXTERNAL UNIT FOR WI-FI VISTO VIP KIT		1		
VS8101	VISTO ETHERNET EXTERNAL UNIT. VIP SYSTEM			1	
3522	ADAPTER FOR WI-FI VISTO KIT	1	1		
3532	ADDITIONAL WIRELESS BELL FOR VISTO KIT				1
3534	24VDC POWER SUPPLY UNIT WITH EU-UK-US PLUG				1
CONAL02A	POWER SUPPLY CONNECTOR W/ FEMALE TERMINALS/ JACK				1

ACCESSORIES

VISTOCAM

ADDITIONAL CAMERA FOR KITVISTO
Visto Cam is an indoor camera that allows you to watch over the inside of the home or the workplace for greater comfort and safety. Check what your children are doing or what problems the pet may have created. Always be at home, even when you are around the world.

VISTOCAM/E

OUTDOOR CAMERA FOR VISTO SYSTEM
The Visto outdoor camera allows you to have alternative views of the exterior of the house, the workplace and yard. It allows a high level of security and monitoring of areas such as walkways, garages, entrances and alleys.

VISTOCAM360

3D VIEW INDOOR SMART CAMERA. VISTO SYSTEM
The Smart 3D indoor camera is a revolutionary camera that allows you to view the image with a 4MP quality and rotate it in any direction, to communicate with anyone near it and to record on the micro-SD card, avoiding the loss of important events even in the absence of connection, for a 360° protection.

COMELIT VISTO APP

APP FOR VISTO SERIES SYSTEMS

3522

ADAPTER FOR WI-FI VISTO KIT
Voltage adapter for Visto smart doorbell. Input voltage 12÷20 VAC, output for powering the Visto smart doorbell. It is possible to control already existing bells. Case in plastic material, dark graphite RAL9011 colour. Dimensions (W x H x D): 59 x 40 x 14mm.

3532

ADDITIONAL WIRELESS BELL FOR VISTO KIT
Wireless additional bell for Visto smart doorbell, 433 MHz operating frequency, adjustable volume, various selectable melodies, powered by 2 batteries (size AA, 1.5V, not included), wall mounting, white/silver colour.

VISTO KIT (CONT.)

CONT. 2 WIRE KIT - VISTO KIT

3527B

DARK GRAPHITE COVER FOR VISTO EXTERNAL UNIT
Cover replacement for Visto smart doorbell. Plastic material, dark graphite RAL9011 colour.

3527S

SILVER MIST COVER FOR VISTO EXTERNAL UNIT
Cover replacement for Visto smart doorbell. Plastic material, silver mist RAL9006 colour.

3528

ADAPTER PLATE FOR VISTO KIT
Plate for the installation of the Visto smart doorbell on existing recessed boxes type 503 (horizontal and vertical) with interaxis of 83.5mm, square boxes with interaxis of 62mm, box type 502/German/round with interaxis of 60mm. Made of PMMA, white colour.

3525

LEFT-RIGHT ADJUSTABLE BRACKET FOR VISTO
Left/right adjustable bracket for Visto smart doorbell, 20° horizontal inclination, plastic material, silver mist RAL9006 colour.

3526

UP-DOWN ADJUSTABLE BRACKET FOR VISTO
Up/down adjustable bracket for Visto smart doorbell, 10° vertical inclination, plastic material, silver mist RAL9006 colour.

3534

24VDC POWER SUPPLY UNIT WITH EU-UK-US PLUG
Power supply for Visto smart doorbell, input voltage 110÷240 VAC, output voltage 24 VDC. Interchangeable plugs for the European, English and American markets supplied.

CONAL02A

POWER SUPPLY CONNECTOR W/ FEMALE TERMINALS/JACK
Connector for power supply, 2 screw terminals, female jack type connector.

3531

POWER SUPPLY UNIT FOR VISTO CAMERA
VISTOCAM camera power supply, 110÷240 VAC input voltage, 12 VDC output voltage.

Visto App

The Visto app is the main interface which allows users to easily interact with the Visto smart doorbell and additional cameras. It allow full two-way communication with HD resolution video and crystal clear audio. It is possible to view the images of all the cameras of the Visto smart doorbells and of the additional cameras which might be in the system. You can view all recorded images and videos stored on your device or on the cloud.

Available on the App Store

Google play

Art. KIT VISTO

VISTO WI-FI WITH CUSTOMER POWER SUPPLY

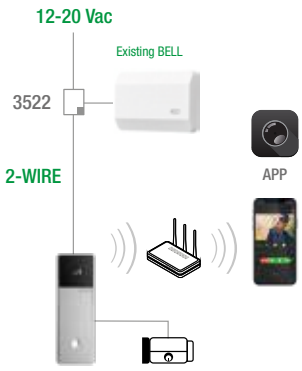

VISTO WI-FI WITH EXISTING POWER SUPPLY AND CHIME

Art. KIT VISTO/C

VISTO WI-FI

Art. VS8111

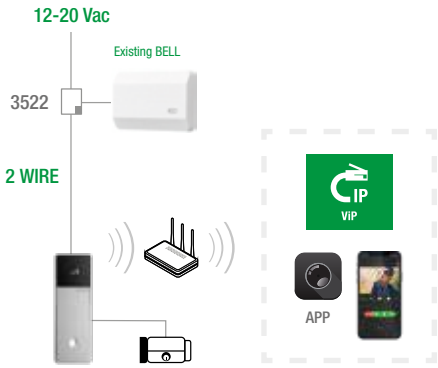

VISTO VIP WI-FI WITH EXISTING POWER SUPPLY AND CHIME

Art. VS8101

ETHERNET VIP VISTO

KVS2001 KVS2001KP KVS2011 KVS2011KP

SWITCH KIT

SWITCH

Page 116

MINI HANDSFREE AND MINI HANDSFREE WI-FI

Page 92

Single-family kit with flush-mounted Switch entrance panel with 1 button and electronic key keypad and Mini Handsfree monitor with Wi-Fi that allows you to answer video entry phone calls from anywhere. Pre-configured and ready to use. Can be expanded up to 4 internal units.

Installation systems

SIMPLEBUS2

Technical Manual

IN THE BOX (KIT COMPOSITION)

		SWITCH MINI HANDSFREE KIT	SWITCH KEYPAD MINI HANDSFREE KIT	SWITCH MINI HANDSFREE WI-FI KIT	SWITCH KEYPAD MINI HANDSFREE WI-FI KIT
CODE	DESCRIPTION	**KVS2001**	**KVS2001KP**	**KVS2011**	**KVS2011KP**
IX9150	FLUSH-MOUNTED BOX FOR FRONT PLATE W/ 1-2-3-4 BUTT.	1	1	1	1
IX0101	SWITCH FRONT PLATE WITH 1 BUTTON	1		1	
IX0101KP	SWITCH FACEPLATE, 1 BUT. + ELECTRONIC KEY		1		1
4681/4	A/V UNIT FOR MAX. 4 USERS. S2	1	1	1	1
SK9015	SIMPLEKEY ADAPTER WITH POWER SUPPLY UNIT 1210		1		1
1210A	SIMPLEBUS2 POWER SUPPLY UNIT	1	1	1	1
6741W	2 WIRES MINI HANDSFREE WI-FI DOOR ENTRY MONITOR			1	1
6721W	SIMPLEBUS2 MINI HANDSFREE DOOR ENTRY MONITOR	1	1		

SIMPLEBUS2

ACCESSORIES

SWITCH

1250U

AUDIO OR AUDIO/VIDEO UNIT ADAPTER
Adapter supplied with the Switch entrance panel, for use when securing the audio or audio/video modules - not supplied - depending on the type of wiring applied (Simplebus digital 2-wire or ViP).

3061M

MASTER BUTTON WITH NAMEPLATE
Master button that can be used in both 2-wire and ViP digital systems, consisting of a nameplate and a steel pressure call button. The brightness of the white LED is adjustable on the back. The installation is foreseen on 2.5 mm thick metal plates.

3061S

SLAVE BUTTON WITH NAMEPLATE
Slave button that can be used in both 2-wire and ViP digital systems, consisting of a nameplate and a steel pressure call button. The brightness of the white LED is adjustable on the back. The installation is foreseen on 2.5 mm thick metal plates.

3058

NAMEPLATE FOR BUTTON 3061M-3061S-3061A
Spare nameplate for button 3061M - 3061S - 3061A. Pack of 5 units

3059

LABEL SHEETS FOR 30161 AND INOX ENTRANCE PANEL
Adhesive label sheets in transparent, UV-resistant PET, for nameplates used with buttons art. 3061x and with the Switch entrance panel. Pack of 5 sheets.

MINI HANDSFREE

6710

BACKPLATE AND DISTRIBUTION TERMINAL FOR MINI MONITOR
Wall-mounting or residential series box backplate for Mini monitor, /BM versions with handset featuring magnetic induction for hearing aid wearers. Also includes riser distribution terminal Art. 1214/2C. Dimensions 145x100x4 mm.

6734W

ADD. BUTTONS KIT HANDS-FREE MINI MONITOR, WHITE
Accessory for conversion of the monitors of the Mini series Art 6721W and 6721W/BM into 8-button versions. Includes an 8-button faceplate and an electronic module for button activation, which can be installed quickly without the need to open the monitor casing.

6720

ACCESS. CABLES EXTERNAL PASSAGE FOR MINI HF. S2
Wall support bracket for handsfree Mini monitor allowing thru-routing of external cables.

6732A

DESK BASE FOR HANDS-FREE MINI MONITOR. S2
Desk base installation accessory for hands-free Mini monitor in Simplebus 2 system.

KCA2061A KCA2071A KCA0061 KCA5061

CIAO KIT

CIAO

Page 138

MINI AUDIO

Page 94

MINI AUDIO HANDSFREE

Page 96

The Ciao Kit KCA5061 for analogue systems uses 2 wires for the connection between the external unit and the internal unit.
The Ciao Kits KCA2061 and KCA2071 for traditional system use 5 wires for the connection between the external unit and the internal unit.

Installation systems

SIMPLEBUS2 | ANALOG | TRADITIONAL

Technical Manual

IN THE BOX (KIT COMPOSITION)

		CIAO MINI AUDIO KIT 2-WIRE 1 USER	CIAO MINI AUDIO HANDSFREE KIT 2-WIRE 1 USER	CIAO MINI AUDIO HANDSFREE KIT 2-WIRE ANALOG 1 USER	CIAO MINI AUDIO KIT 4+N 1 USER
CODE	DESCRIPTION	**KCA2061A**	**KCA2071A**	**KCA0061**	**KCA5061A**
CA2100A	1/2/4/8-BUTTON CIAO ENTRANCE PANEL. S2	1	1		
CA5100P	CIAO WALL-MOUNT ENTRANCE PANEL FOR 1/2/4 BUT. 4+N				1
CA0061	1-BUTTON CIAO ENTRANCE PANEL. 2-WIRE ANALOG.			1	
1209	2-WIRE VIDEO KIT POWER SUPPLY UNIT	1	1		
1200	12VAC TRANSFORMER WITH 230VAC INPUT			1	1
2702W	2-BUTTON MINI DOOR-ENTRY PHONE, TRADITIONAL				1
2738W/A	SIMPLEBUS2 MINI DOOR ENTRY PHONE WITH HANDSET	1			
6751W	HANDS-FREE MINI DOOR-ENTRY PHONE. S2 (1210)		1		
2812W	2-BUTTON MINI DOOR-ENTRY PHONE FOR KIT KCA0061			1	
CA9213	1 LARGE BUTTON FOR CIAO ENTRANCE PANEL	1	1	1	1
CA9210	2 DOUBLE-HEIGHT BUTTONS FOR CIAO ENTRANCE PANEL	1	1		1
CA9211	4 SINGLE BUTTONS FOR CIAO ENTRANCE PANEL				1
CA9212	4 DOUBLE BUTTONS FOR CIAO ENTRANCE PANEL				1

ACCESSORIES

CA2100A

1/2/4/8-BUTTON CIAO ENTRANCE PANEL. S2
Ciao series outdoor audio entrance panel for Simplebus 2 system and designed for 1- to 8-call systems. Front panel in technopolymer, resistant to atmospheric agents (IP54 protection rating and paint with anti-UV treatment) and acts of vandalism (IK08 protection rating). Smart button programming function. Wall installation support included. Buttons for configuration in 1, 2, 4 or 8 calls available to purchase separately.

SIMPLEBUS2 | ANALOG | TRADITIONAL | UP TO 4 USERS

CA2200P

CIAO WALL-MOUNTED MODULE FOR 2/4/8/16 BUTTONS. S2
Ciao series button module with die-cast aluminium front cover and nameplates with white LED backlighting. To be finished with 2/4/8/16 call buttons (art. CA9210, CA9211, CA9212 and 2 x CA9212 respectively), available to purchase separately. Supplied with a surface-mount installation support. Can be used alongside up to 4 button modules (both horizontally and vertically).

CA5100A

1-BUTTON CIAO ENTRANCE PANEL. 4+N
Ciao series modular entrance panel with front panel in synthetic polymer, resistant to atmospheric agents (IP54 protection rating and paint with anti-UV treatment) and acts of vandalism (IK08 protection rating), blue LED backlighting and nameplate. Complete with call button art. CA9213. Supplied with a surface mounting bracket. Traditional 5-wire system.

CA0061

1-BUTTON CIAO ENTRANCE PANEL. 2-WIRE ANALOG
Ciao series outdoor audio entrance panel for 2-wire analogue systems and designed for 1-call systems for kit art. KCA0061. Front panel in synthetic polymer, resistant to atmospheric agents (IP54 protection rating and paint with anti-UV treatment) and acts of vandalism (IK08 protection rating). Complete with call button art. CA9213. Wall installation support included.

4791A

ADAPTER PLATE FOR EXTRA-CIAO-QUADRA
Plate allowing installation of the Extra, Ciao and Quadra external units in 1- and 2-module flush-mounted boxes by Comelit, Bticino and Urmet. Dimensions (LxHxD): 137x236x2.5 mm.

CA9190

RAIN SHIELD FOR CIAO ENTRANCE PANEL
Aluminium rain shield for Ciao entrance panel.

CA9213

1 LARGE BUTTON FOR CIAO ENTRANCE PANEL
Large button for use with the Ciao series entrance panel.

CA9210

2 DOUBLE-HEIGHT BUTTONS FOR CIAO ENTRANCE PANEL
Double-height buttons for use with the Ciao series entrance panel.

CA9211

4 SINGLE BUTTONS FOR CIAO ENTRANCE PANEL
Single buttons for use with the Ciao series entrance panel.

CA9212

4 DOUBLE BUTTONS FOR CIAO ENTRANCE PANEL
Double buttons for use with the Ciao series entrance panel.

Art. KCA2061A

Art. KCA2071



Art. KCA0061



Art. KCA5061



EXTRA. COMELIT ANALOG SOLUTION FOR RESIDENTIAL BUILDINGS.

THE EXTRA-COMPACT NATURE OF THE AUDIO ENTRANCE PANEL MAKES IT EXTREMELY RELIABLE AND VERSATILE, THANKS TO THE OPTION OF COMBINING ENTRANCE PANELS HORIZONTALLY OR VERTICALLY.

KAE5064
EXTRA-MINI AUDIO
FOUR-FAMILY KIT
4+N Traditional Audio system

+

ET5200
EXTRA 4+N
MODULE*
**requires buttons*

ALL PANELS INCLUDE
SURFACE AND WALLMOUNTS

- Audio external unit expandable
- Stainless steel cover
- Surface or wall-mounted installation included
- Easy to change/remove nameplates
- High performance loudspeaker
- White LED illumination

PART NUMBER DETAIL

KAE5064	EXTRA-MINI 5-WIRE FOUR-FAMILY AUDIO KIT ***Expandable***
ET5100	EXTRA 4+N BASIC ENTRANCE PANEL PREPARED FOR 2/4 BUTTONS (buttons not included)
ET5200	EXTRA 4+N EXPANSION MODULE PREPARED FOR 4/8 BUTTONS (buttons not included)
ET9210	2 DOUBLE-HEIGHT BUTTONS FOR EXTRA ENTRANCE PANEL
ET9211	4 SINGLE BUTTONS FOR EXTRA ENTRANCE PANEL
1200	TRANSFORMER 10VA 0-230V/0-12V
1200UL	TRANSFORMER 110V FOR U.S. AND SOUTH AMERICA MARKET
2702W	2-BUTTON MINI DOOR-ENTRY PHONE, TRADITIONAL
KAE5061	EXTRA-MINI 5-WIRE SINGLE-FAMILY AUDIO KIT (not expandable)
KAE5062	EXTRA-MINI 5-WIRE TWO-FAMILY AUDIO KIT (not expandable)
KAE5063	EXTRA-MINI 5-WIRE THREE-FAMILY AUDIO KIT ***Expandable***

TRADITIONAL SYSTEMS EXTRA PANEL

4+n

SYSTEM LAYOUT

USERS	KAE5061	KAE5062	KAE5063	KAE5064	ET5200	ET9210	ET9211	2702W	BUTTONS	MOD
1	1								1	1
2		1							2	
3			1						3	
4				1					4	
5				1	1	3		1	2 + 2 + 2	2
6				1	1	3		2	2 + 2 + 2	
7				1	1	2		3	4 + 2 + 2	
8				1	1	2		4	4 + 2 + 2	
9				1	1	1	1	5	4 + 4 + 2	
10				1	1	1	1	6	4 + 4 + 2	
11				1	1		2	7	4 + 4 + 4	
12				1	1		2	8	4 + 4 + 4	
13				1	2	3	1	9	4 + 4 + 2 + 2 + 2	3
14				1	2	4	1	10	4 + 4 + 2 + 2 + 2	
15				1	2	2	2	11	4 + 4 + 4 + 2 + 2	
16				1	2	2	2	12	4 + 4 + 4 + 2 + 2	
17				1	2	1	3	13	4 + 4 + 4 + 4 + 2	
18				1	2	1	3	14	4 + 4 + 4 + 4 + 2	
19				1	2		4	15	4 + 4 + 4 + 4 + 4	
20				1	2		4	16	4 + 4 + 4 + 4 + 4	

POSSIBLE CONFIGURATIONS

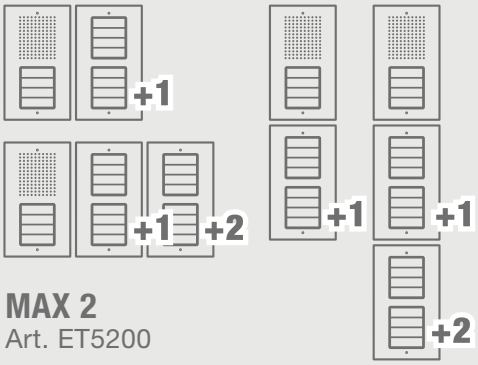

MAX 2
Art. ET5200

VIDEO ENTRY TECHNOLOGY

HYBRID SYSTEMS

1469
TWO WORLDS COMING TOGETHER

2-wire and IP video door entry systems have never been better connected to meet all our customers' needs. The **1469 interface** allows these two technologies to be perfectly combined, making it **easier** to install two-wire door entry monitor systems with many **functions**, and allowing for unlimited **expandability** of IP video door entry systems. Combining them is easy: door entry phones and door entry monitors and actuator modules can be installed on the 2-wire riser of the system, while all devices with this technology are supported in the IP part.
By adding a multi-user gateway for the IP system, end users will be able to **receive calls**, including high-definition video calls, directly on their **smartphones** and create **virtual access keys** that they can share. The installer or building manager will be able to remotely enable or disable the Comelit App for users from the app or via web browser, using MyComelit, and to change names on external units.

"Combining 2-wire simplicity with multiple functions and expandable IP systems

IP FUNCTIONS IN THE 2-WIRE WORLD A WHOLE OTHER STORY!

The programming of 2-wire internal units remains the same. However, by using item 1469, the functions of each internal unit are **configured to perform actions in the IP part of the system.** For each 2-wire riser, up to three distinct lock-release actions are available, both during and outside calls, to be paired with the buttons of the 2-wire internal units. The main switchboard or secondary switchboard functions of the internal units can be connected to one or more IP switchboards, and there are no more limitations to the number of actuators: in the IP part, all the actuator modules required to control **lights**, **lifts**, **etc**. can be added to the IP part. If there are also **cameras with RTSP streams** available in the system, they can be configured to operate in the 2-wire system.

RETROFIT INSTALLATIONS WELL, OF COURSE

Are you renovating an older building and want to **reuse existing 2-wire cabling**, but also add new functions for users or for the building manager? Comelit has the **solution** you need: all internal units can remain connected via the 2-wire bus, while you can use external units, switchboards and all IP-based products to build a more **flexible**, **high-performance and continuously updated** basic infrastructure with new functions. The result? That which was old **will become new again**!

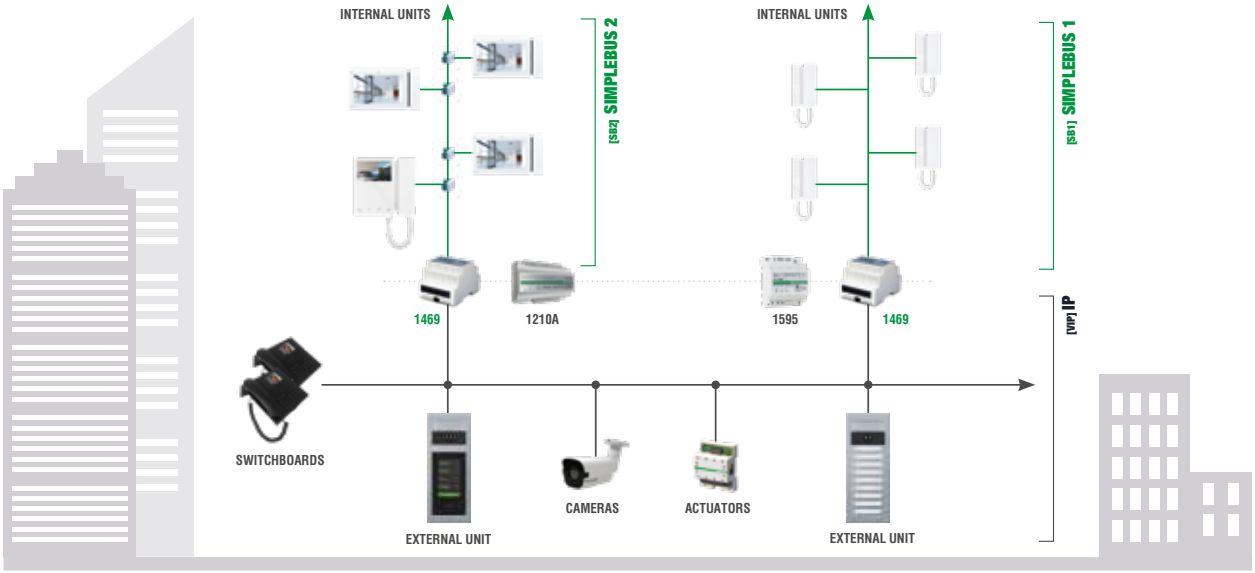

OUR ENTRANCE PANELS FROM GREAT CLASSICS TO TOUCHSCREEN!

ULTRA

3ONE6

EMERGENCY

VANDALCOM

SWITCH

ROMA

DIFFERENCES AND SIMILARITIES BETWEEN SYSTEMS
WHICH IS THE MOST SUITABLE?

	2-WIRE SOLUTION	HYBRID SOLUTION	IP SOLUTION
Number of users	120,000	No limitations	No limitations
Maximum distance between external and internal unit	1200 m	130 m for Audio or A/V SB2 risers, 200 m for A/V SB1 and 800 m for Audio SB1. No limitations for IP system base	No limitations
Wiring	2 wires for the riser, 4 wires for the external unit	2 wires for 2-wire CAT5 risers or higher IP system base	CAT5 or higher
Remote connection and update	Only with 6741W	Only 6741W for 2-wire risers and all IP devices	All devices
Answering a video entry phone call from the Comelit App	Yes	Yes	Yes
Updating names in the directory from MyComelit	No	IP external units only (with item 1456B)	Yes (with item 1456B)
Switchboards	Yes	No limitations for IP switchboards	No limitations
Memovideo	Only with 6741W	Only with 6741W for 2-wire riser and all video internal units and IP switchboards	All video internal units and IP switchboards
Viewing live video from IP cameras (RTSP)	Viewing from the Comelit APP only with 6741W	Viewing from the Comelit APPs, door entry monitors and IP switchboards	Viewing from the Comelit APP, door entry monitors and IP switchboards
Actuators	Maximum 8	Maximum 8 for 2-wire riser	No limitations
Integration with SIP devices	No	YES (with item 1456G)	YES (with item 1456G)
Call logs and recordings	No	IP devices only	Yes
Support for multiple simult. calls	No	YES (one for each riser)	Yes
Integration with Comelit fire protection	No	IP devices only	Yes
Integration with the Comelit Horus supervision system	No	IP external units only	Yes

UNITY DOES NOT CREATE STRENGTH, IT CREATES SAFETY

The first module to allow integration between fire detection and IP video entry systems, designed to be of assistance during hazardous fire situations.

A UNIQUE SOLUTION IN THE SECTOR.

Imagine having the option of a **video entry** system which is integrated with the **fire protection** system, and being able to ensure that danger is reported inside the homes or offices by means of audible and visual alerts! From now on all this will be possible with the new 1467 module: a **highly innovative** service, always tailored to suit **actual installation and operating requirements**, and **essential** for reporting any abnormalities or hazards even more clearly and instantly.

Another special feature of this new interface is its **ease of installation and configuration**; plus, the module can effortlessly be added to an existing system.

Integration, **a focus on people and simplicity** are the ingredients of this brand new solution, which is **one of a kind in the industry**.

INTERFACE FIRE TO VIP

The **integration** of the **fire detection** system and the Comelit **IP video entry** system means that the **safety** of a building can always be kept under control.

The video entry system actually uses the 1467 interface to receive information relating to **alarm indications** and distributes it in a logical and structured manner by apartment, floor or area. Alarm messages are sent directly to the door entry monitor by means of a **pop-up and an audible alert** and, if an internet connection is available, the user will have the option of receiving notifications relating to the event in progress on their smartphone via **Comelit App***. If there is a **porter switchboard** in the building, this becomes an instrument for receiving all alarm/fault conditions occurring on the fire alarm control panel

An extra level of security and protection for users or residents of the building!

HOW THE INDICATIONS WORK WORK.

The **pre-alarm, alarm and evacuation** indications are sent to all compatible video entry devices, while indications of faults and/or errors in communication between the systems are **only** sent to the **porter switchboards**. When an alarm, pre-alarm or evacuation event occurs, the door entry monitors will provide a **visual and audible signal**.

• The alert can be silenced **10 seconds** after the signal is received on the door entry monitor; if, however, the alert is not silenced after **100 seconds**, the notification remains active on the internal unit but **without** an audible indication.

• When the alert is active, the door entry monitors can still receive calls from the switchboard or external unit, while if the **alert** is generated while a call is in progress, the call is ended in order to **prioritise** the incoming alarm.

• During the fire detection system test phase, alerts are not forwarded to the ViP devices.

The logic for generating signals is taken care of **by the fire detection panel** connected to the **1467 module**.
The logic for sending signals to the door entry monitors and switchboard is completely **programmed** by event type, according to the floor and the zone linked to the detection of the fire.

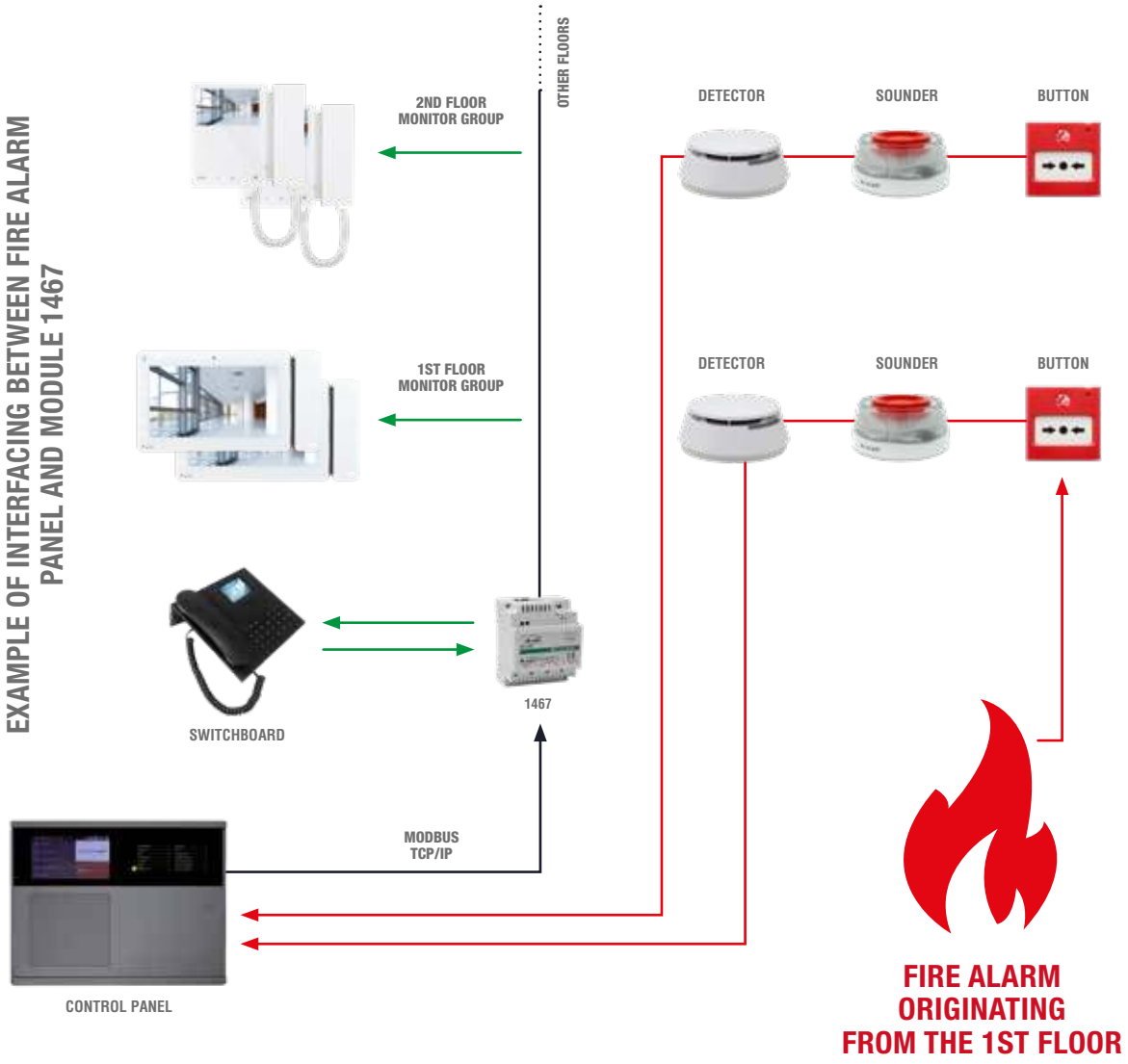

BE SMART.

The solution that connects the video door entry system in a block of flats.

WORRY-FREE CONNECTION.

With a single plug & play device, it turns the simple 2-wire system of a block of flats into a connected system that forwards calls to smartphones.

50
FLATS MANAGED WITH 1 DEVICE

15
USERS PER FLAT

Thanks to Comelit, the convenience of being able to receive calls **directly via smartphone**, at any time, from the door entry monitor of a block of flats is now within everyone's reach.
This **innovative module**, which can be installed in the 2-wire Comelit video door entry system of virtually any building**, turns it into a smart building**, which allows those who live in it to manage all video door entry functions directly from their smartphone wherever they are, using an app that is easy and quick to set up.

A **single device** is all it takes to bring smart technology into an entire block of flats. And it is extremely **easy to install**, **since it does not require setting up** ("plug & play"). Once the device is installed, you have nothing else to worry about!

WE WILL TAKE CARE OF EVERYTHING.

We want to help you step by step in your work. This is why we have decided to eliminate potential problems and anticipate your needs.
We will not only support you in installing the system, but we also want to help you manage it in the future.

RENEWAL

Renewing the connection is **easy**. You can purchase a card with a code and enter the code in your **MyComelit** app. Or you can **simply let us do it for you:** we will get in touch with the building manager and take care of it directly.

SYSTEM MANAGEMENT & REMOTE USER MANAGEMENT

You can **monitor** the system from the "**system management**" section of your MyComelit app and, from there, you can also **quickly and easily change users** from virtually anywhere, even if you are not in the office or wherever the system is installed. Otherwise, you can grant these privileges to the building manager and be done with it!

IT'S REALLY SIMPLE. FOR EVERYONE.

Setting up your apartment is easy and quick to do



To make sure your system is **simple and straightforward** to use, we have created a dedicated app, which is not only easy and quick to set up, but also very handy and intuitive to use. To set it up, simply scan a **QR code**. Via your smartphone you can receive audio and video calls remotely and open the building's front door.

A smart opportunity for building managers

With Comelit, building managers will be able to offer tenants living in the block of flats they manage an opportunity which, until recently, was truly unthinkable: **to be connected at all times with their video door entry system via smartphone.** Unrivalled convenience at a low cost, not least because **thanks to Comelit, the first year of connection is free.**


SIMPLEAPP
SIMPLEAPP
SIMPLEAPP
CLASSIC 2-WIRE SYSTEM
WITH THE 1406 MODULE, YOU WILL
HAVE A SMART SYSTEM!

MULTI USER GATEWAY

1469

SIMPLEBUS INTERFACE FOR VIP SYSTEM BASE

Interface for the management of hybrid video entry phone system configurations with door-entry phones and door entry monitors using 2-wire technology (SimpleBus and SimpleBus 2) and devices using IP technology for the basic system structure (external units, switchboards, actuator modules, call logs). The 2-wire door-entry phones and door entry monitors can receive calls from the ViP external unit and forward commands to ViP devices (self activation, call to main and/or secondary switchboard, actuator control, view ViP cameras, view RTSP cameras, etc.). The interface has 1 Ethernet port for IP video entry system connection, L-L terminals for connection to the SimpleBus system, power supply: 12-56 VDC. Dimensions: 70x90x59 (4 DIN modules).

1467

VIP INTERFACE MODULE - FIRE

Module for integration of ViP and Fire Detection systems. The device can be used to address incoming alerts from a fire alarm panel to the ViP system. The alerts can be forwarded and shown on the monitor and/or the porter switchboard, in particular pre-alarm, alarm and evacuation messages can be shown on the monitors and on the switchboard; the switchboard can also provide alerts if faults are present.

1406

SB2 MULTI-USER CALL FORWARDING MODULE

Multi-user call forwarding module for Simplebus 2 system, for video entry phone call transmission on smartphones/tablets which have the SimpleApp installed on them; external unit self activation; is also possible, in addition to the sending of lock-release commands. The module needs an internet connection with suitable bandwidth to work properly. The module supports up to 50 apartments and 15 enabled users for each apartment. For systems with more than 50 apartments, several modules can be installed. Call receipt on SimpleApp is only enabled if a Comelit internal unit is installed inside the apartment. The module has 1 Ethernet port for internet connection; it has a 12-56 VDC power supply input and L-L terminals for interfacing with the Simplebus 2 system. Dimensions 70x90x62 mm (4 DIN modules).

POWER SUPPLY UNITS AND ACCESSORIES

MULTI-USER GATEWAY

1456

MASTER APARTMENT GATEWAY FOR VIP SYSTEM

Apartment gateway in master version (does not require presence of door entry monitors). Allows the operation of door entry monitor system via tablets and smartphones using the Comelit ViP App, which can be downloaded free of charge. This function can be used locally via a Wi-Fi network or on portable devices using 3G (or higher) networks; automatic switching between Wi-Fi and 3G networks according to availability. In all cases, the gateway should be connected to an ASDL router or another device guaranteeing local Wi-Fi and mobile 3G connectivity. Depending on bandwidth limitations, the gateway can serve up to 15 appliances (including door entry monitors, smartphones, tablets and PCs) with 4 simultaneous audio/video streams. It also allows “intercom” communication between all of the 15 devices served. The gateway is equipped with 1 Ethernet port for ViP system riser input, 1 PoE port, 2 PoE ports (can be set to non-PoE) and 1 non-PoE port. It is also equipped with an input for the power supply. Dimensions: 70x90x62 mm (4 DIN modules).

1456S

APARTMENT SLAVE GATEWAY FOR VIP SYSTEM

Apartment gateway in slave version (requires presence of a door entry monitor). Allows the operation of door entry monitor system via tablets and smartphones using the Comelit ViP App, which can be downloaded free of charge. This function can be used locally via a Wi-Fi network or on portable devices using 3G (or higher) networks; automatic switching between Wi-Fi and 3G networks according to availability. In all cases, the gateway should be connected to an ASDL router or another device guaranteeing local Wi-Fi and mobile 3G connectivity. Depending on bandwidth limitations, the gateway can serve up to 15 appliances (including door entry monitors, smartphones, tablets and PCs) with 4 simultaneous audio/video streams. It also allows intercom communication between all of the 15 devices served. The gateway is equipped with 1 Ethernet port for ViP system riser input, 1 PoE port, 2 PoE ports (can be set to non-PoE) and 1 non-PoE port. It is also equipped with an input for the power supply. Dimensions: 70x90x62 mm (4 DIN modules).

1456B

MULTI-USER GATEWAY FOR VIP SYSTEM

Ethernet interface allowing communication between the Comelit VIP door entry monitor system and a private network connected to other standard devices (PC, router, etc.). Equipped with an input for the connection of distributor Art. 1440 and 4 outputs for the connection (depending on configuration) of Comelit VIP internal units or other general apparatus. It does not require a dedicated power supply and has a facility for an additional power supply to Comelit VIP internal units via Art. 1441. Dimensions: 70x90x62 mm (4 DIN modules).

LICENSES USB KEY FOR 1456B

USB KEY

MASTER LICENSE

Code	
1456B/M1	1 MASTER LICENSE FOR 1456B, VIP SYSTEM (USB KEY)
1456B/M10	10 MASTER LICENSES FOR 1456B, VIP SYSTEM (USB KEY)
1456B/M50	50 MASTER LICENSES FOR 1456B, VIP SYSTEM (USB KEY)
1456B/M100	100 MASTER LICENSES FOR 1456B, VIP SYSTEM (USB KEY)
1456B/M200	200 MASTER LICENSES FOR 1456B, VIP SYSTEM (USB KEY)

SLAVE LICENSE

Code	
1456B/S1	1 SLAVE LICENSE FOR 1456B, VIP SYSTEM (USB KEY)
1456B/S10	10 SLAVE LICENSES FOR 1456B, VIP SYSTEM (USB KEY)
1456B/S50	50 SLAVE LICENSES FOR 1456B, VIP SYSTEM (USB KEY)
1456B/S100	100 SLAVE LICENSES FOR 1456B, VIP SYSTEM (USB KEY)
1456B/S200	200 SLAVE LICENSES FOR 1456B, VIP SYSTEM (USB KEY)

PHONE LICENSE

Code	
1456B/T1	1 PHONE LICENSE FOR 1456B, VIP SYSTEM (USB KEY)
1456B/T10	10 PHONE LICENSES FOR 1456B, VIP SYSTEM (USB KEY)
1456B/T50	50 PHONE LICENSES FOR 1456B, VIP SYSTEM (USB KEY)
1456B/T100	100 PHONE LICENSES FOR 1456B, VIP SYSTEM (USB KEY)
1456B/T200	200 PHONE LICENSES FOR 1456B, VIP SYSTEM (USB KEY)

LICENSES E-MAIL FOR 1456B

E-MAIL

LICENSE MASTER

Code	
1456B/ME1	1 MASTER LICENSE FOR 1456B, VIP SYSTEM (E-MAIL)
1456B/ME10	10 MASTER LICENSES FOR 1456B, VIP SYSTEM (E-MAIL)
1456B/ME50	50 MASTER LICENSES FOR 1456B, VIP SYSTEM (E-MAIL)
1456B/ME100	100 MASTER LICENSES FOR 1456B, VIP SYSTEM (E-MAIL)
1456B/ME200	200 MASTER LICENSES FOR 1456B, VIP SYSTEM (E-MAIL)

SLAVE LICENSE

Code	
1456B/SE1	1 SLAVE LICENSE FOR 1456B, VIP SYSTEM (E-MAIL)
1456B/SE10	10 SLAVE LICENSES FOR 1456B, VIP SYSTEM (E-MAIL)
1456B/SE50	50 SLAVE LICENSES FOR 1456B, VIP SYSTEM (E-MAIL)
1456B/SE100	100 SLAVE LICENSES FOR 1456B, VIP SYSTEM (E-MAIL)
1456B/SE200	200 SLAVE LICENSES FOR 1456B, VIP SYSTEM (E-MAIL)

PHONE LICENSE

Code	
1456B/TE1	1 PHONE LICENSE FOR 1456B, VIP SYSTEM (E-MAIL)
1456B/TE10	10 PHONE LICENSES FOR 1456B, VIP SYSTEM (E-MAIL)
1456B/TE50	50 PHONE LICENSES FOR 1456B, VIP SYSTEM (E-MAIL)
1456B/TE100	100 PHONE LICENSES FOR 1456B, VIP SYSTEM (E-MAIL)
1456B/TE200	200 PHONE LICENSES FOR 1456B, VIP SYSTEM (E-MAIL)

1456G

THIRD PARTY HOME AUTOMATION INTERFACE

Interface allowing the connection of third party Home Automation devices. 1 port for connection to part. 1440 and 4 ports for connection to the VIP monitor, and other network devices on the private network. Dimensions 70x90x62 mm (4 DIN modules).

POWER SUPPLY UNITS AND ACCESSORIES (CONT.)

MULTI-USER GATEWAY INSTALLATION LAYOUTS: VIDEO ENTRY PHONE SYSTEM CONSISTING OF 1 DIGITAL AUDIO/VIDEO INPUT AND 1 AUDIO/VIDEO RISER

SLAVE LICENSE FOR ART. 1456B

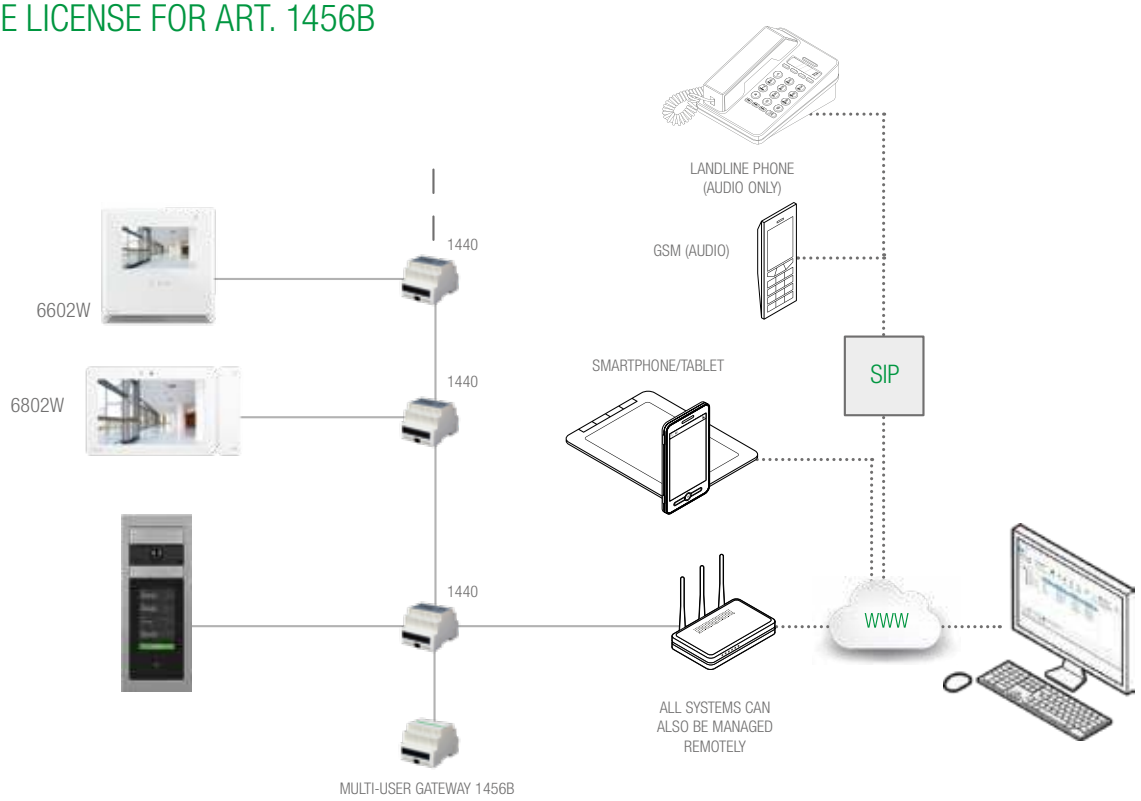

MASTER LICENSE FOR ART. 1456B

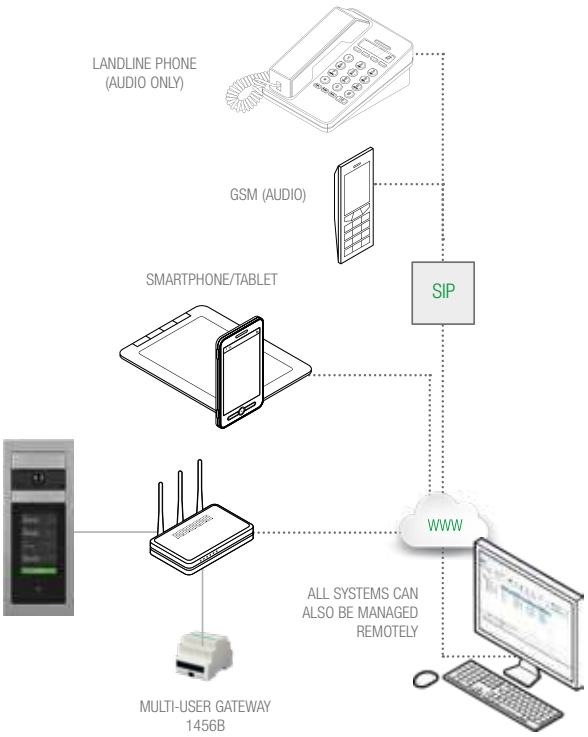

LICENZA PHONE PER ART. 1456B

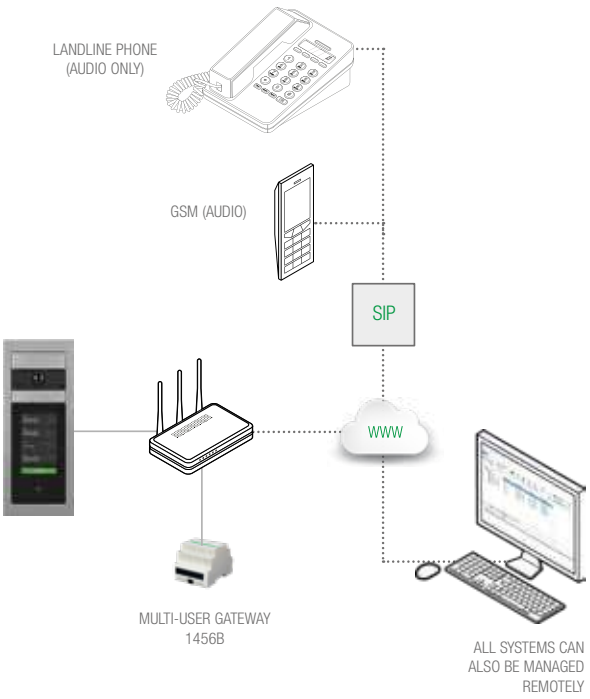

LICENSES FEATURES

3 TYPES OF LICENSES, 5 UTILITIES PACKAGES (in any combination)

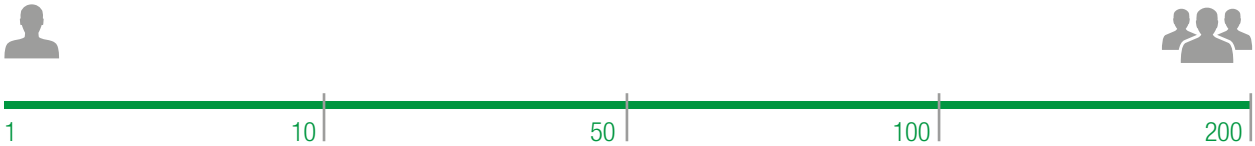

EVERY LICENSE ALLOWS A SINGLE USER TO ADD UP TO 15 DEVICES

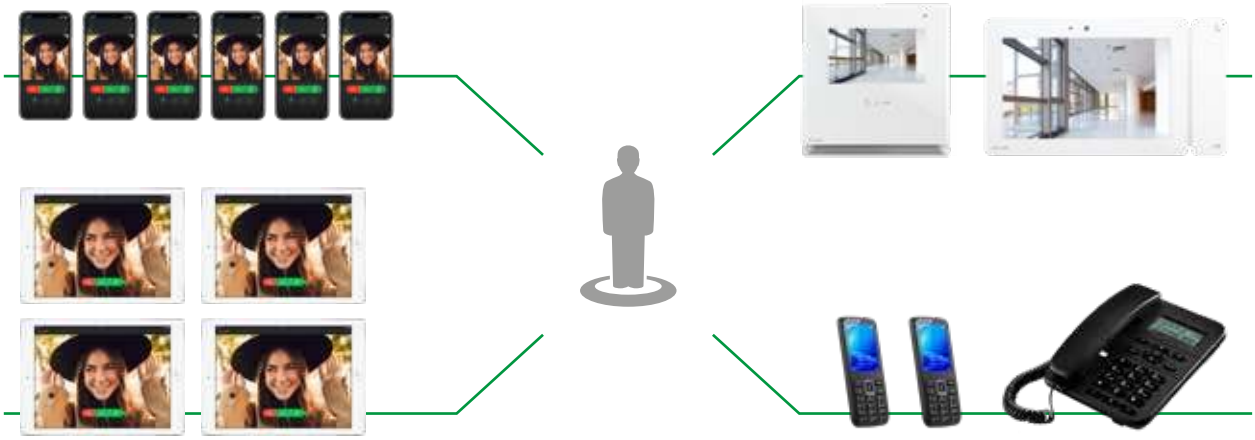

SCALABILITY

Each Multi User Gateway can manage up to 200 users. If more users are needed, it is possible to add additional MUGs without limit, even afterwards.

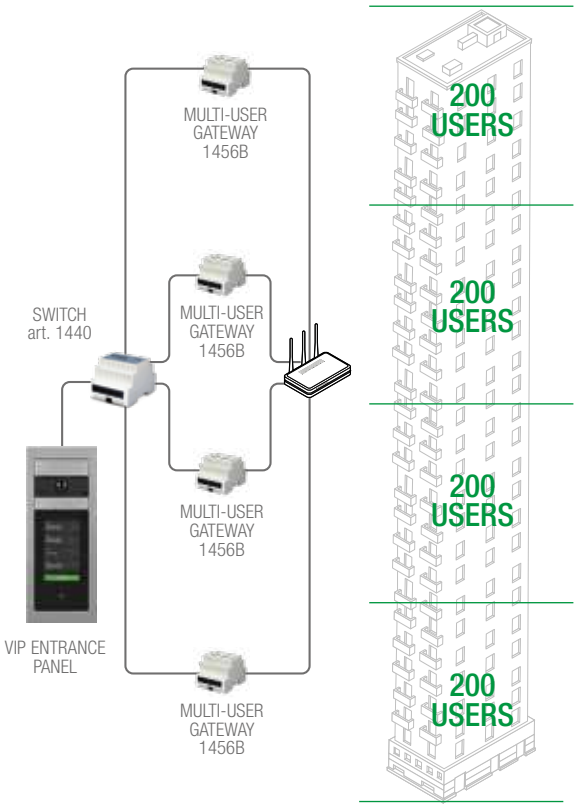

VIDEO ENTRY TECHNOLOGY

COLLECTIVE SYSTEMS

SYSTEM COMPARISON

	SIMPLEBUS2	SIMPLEBUS2	ViP
SINGLE RISER APARTMENT BLOCK			
MEDIUM RESIDENTIAL/COMMERCIAL/OFFICE COMPLEX			
LARGE RESIDENTIAL/COMMERCIAL/OFFICE COMPLEX			
System power supply units	**Art. 1210A**	**Art. 4888C**	**-**
Wiring	2 wire	2 wire	Cat. 5 or higher
Number of users	100	120.000	no limit
Main/secondary doors	no limit	no limit	no limit
Maximum distance from external unit Internal unit	260 metres	1.200 metres	no limit
Switchboard	No	Yes (1)	Yes (no limit)
Use of existing cable	Yes (2-wire only)	Yes (2-wire only)	Cat. 5 or higher
Audio/video combination	Yes	Yes	Yes
Conversation privacy	Yes	Yes	Yes
Intercom function as standard	Yes	Yes	Yes
Integration with access control	Yes	Yes	Yes
Integration with CCTV	Yes	Yes	Yes
Integration with home automation	Yes	Yes	Yes
Integration with anti-intrusion	Yes	Yes	Yes
Integration with SIP devices	No	No	Yes
Remote connection and updating	Yes (Code. 6741W)	Yes (Code. 6741W)	Yes
Local and remote answering of door entry call via App	Yes	Yes	Yes
Local and remote answering of door entry call from PC	No	No	Yes
Recording of door entry calls	No	No	Yes (Code.1459)
System management from PC (PC Intercom)	No	No	Yes

SIMPLEBUS 2 WITH 1210A SYSTEM POWER SUPPLY. THE SOLUTION FOR BUILDINGS WITH A SINGLE RISER.

This system is the ideal solution for video entry phone systems in small residential complexes with up to 100 dwellings. Each apartment can have a maximum of 4 entry monitors. The system can be expanded with the addition of remote cameras, actuators, audio/video entrances with analog entrance panels or digital entrance panels with electronic directories.

SIMPLE AND ADVANTAGEOUS

32 CALLS WITH ANALOGUE ENTRANCE PANEL(ADD ART. 1595 FOR UP TO 100 CALLS)

100 CALLS WITH DIGITAL ENTRANCE PANEL

SIMPLEBUS 2 WITH 4888C SYSTEM POWER SUPPLY. THE SOLUTION FOR MEDIUM AND LARGE RESIDENTIAL.

This system is the ideal solution for video entry phone systems in medium/large residential complexes with up to 240 users or, in the case of TOP applications, up to 120,000 users. The external unit is powered separately from a dedicated power supply unit. Each apartment can have a maximum of 4 entry monitors. The system can be expanded with the addition of a porter switchboard, actuators and further audio/video entrances, with either analog entrance panels or digital entrance panels with electronic directories.

CONNECTION DISTANCE OF UP TO 1,200 METRES BETWEEN EXTERNAL AND INTERNAL UNITS

INTERCOM FUNCTION WITHOUT ADDITIONAL DEVICES

UP TO 120,000 USERS

VIP SYSTEM: THE INTERNET AT THE SERVICE OF DOOR ENTRY VIP TECHNOLOGY. COMPATIBLE WITH THE H264 FORMAT.

Maximum extension, no limit to the number of users, risers, control panels and conversations. Can be used with fibre optic cables. Ideal for large residential complexes with high demand for integration (access control, control panels, anti-intrusion, video surveillance, intercom function). Self-diagnosis function to check system status. Remote control.

WITHOUT LIMITS

ANSWER FROM SMARTPHONE

INTEGRATION WITH EXISTING NETWORKS

Comelit App

Comelit app is free App that allows you to answer calls from video entry phones, call other video entry phones or other devices on which the App is installed. It is also allows you to manage any indoor or outdoor cameras installed in your home, actuators and recorded video clips.

MORE INFORMATION AT PAGE 8

VIDEO ENTRY TECHNOLOGY

2 WIRE SYSTEMS

INTERNAL UNITS - 2-WIRE RANGE

	MAXI	ICONA	MINI	MINI HANDSFREE
PRODUCT CODE	**6801W**	**6601W**	**6701W - 6701W/8**	**6721W**
FURTHER INFORMATION	Page 86	Page 88	Page 90	Page 92
TYPE	Door entry monitor	Door entry monitor	Door entry monitor	Door entry monitor
AUDIO	Handsfree	Handsfree	Handset	Handset
MONITOR	LCD 7" 16:9	LCD 4,3" 16:9	LCD 4,3" 16:9	LCD 4,3" 16:9
DIMENSIONS (LxHxD MM)	223x124x25	142,5x145,5x12	175x160x22	115x160x22
INSTALLATION (PRODUCTS)	Flush-mount (6817 box) Wall-mount (6820 support) Desk base (6812)	Flush-mount (6117 box) Wall-mount (6620 support) Desk base (6612A)	Wall-mount Desk base (6712A)	Wall-mount Desk base (6732A)
BUTTONS	14	9	4 (6733W 4 Additional) / 8	5
VERSIONS	White	White	White	White

EXTERNAL UNITS - 2-WIRE RANGE

	PATENT PENDING ULTRA	3ONE6 TOUCH	PATENTED SWITCH	VANDALCOM
PRODUCT CODE	**-**	**3453S (TOUCH) 3451S - 3451AS (SENSE)**	**-**	**-**
FURTHER INFORMATION	Page 102	Page 112	Page 116	Page 124
TYPE	Modular	Monolithic	Monolithic	Modular
MATERIAL	ABS, Plastic, aluminium alloy	AISI 316 Stainless steel, 3 mm thick	Stainless steel, 2.5 mm thick	Stainless steel, 2.5 mm thick
IK VANDAL RESISTANCE RATING	IK08	IK08	IK08	IK10
WEATHER RESISTANCE	IP65	IP54	IP54	IP54
DISPLAY DIMENSIONS (INCHES)	5” (Touch), 3,5” (Rubrica)	8" (Touch), 3" (Sense)	-	-
INSTALLATION	Flush-mount / Wall-mount	Flush-mount / Wall-mount	Flush-mount / Wall-mount	Flush-mount / Wall-mount
CALL BUTTONS	-	-	From 1 to 80	-
VERSIONS	Analogue Digital	Analogue Digital	Analogue	Analogue Digital

SIMPLEBUS2

	 COMELIT APP MINI HANDSFREE WIFI	 MINI AUDIO	 MINI AUDIO HANDSFREE
	6741W	**2708W/A - 2738W/A - 2719W**	**6750W - 6751W**
	Page 92	Page 94	Page 96
	Door entry monitor	Door entry phone	Door entry phone
	Handsfree	Handset	Handsfree
	LCD 4,3" 16:9	-	-
	115x160x22	105x191x28	105x105x20
	Wall-mount Desk base (6732A)	Wall-mount Desk base (2742W)	Wall-mount
	5	2 (2708W-2738W) / 5 (2719W)	5
	White	White	White

	 ROMA	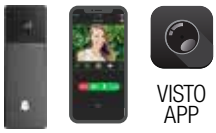 VISTO APP VISTO	 QUADRA	 CIAO
	-	**KITVISTO**	**4893M**	**-**
	Page 130	Page 134	Page 136	Page 138
	Monolithic	Monolithic	Monolithic	Modular
	Brass 3 mm thick	Plastic	Die-cast aluminium	Stainless steel finish
	-	-	IK08	IK08
	IP54	IP54	IP54	IP54
	-	47x136x32	95x195x23	-
	Flush-mount	Wall-mount	Wall-mount	Wall-mount
	From 1 to 48	-	From 1 to 4	From 1 to 72
	Analogue	Analogue	Analogue	Analogue

INSTALLATION LAYOUTS: VIDEO ENTRY PHONE SYSTEM COMPRISED OF 1 AUDIO/ VIDEO INPUT AND 1 AUDIO/VIDEO RISER

GUIDE TO VIDEO ENTRY TECHNOLOGY

SIMPLEBUS2

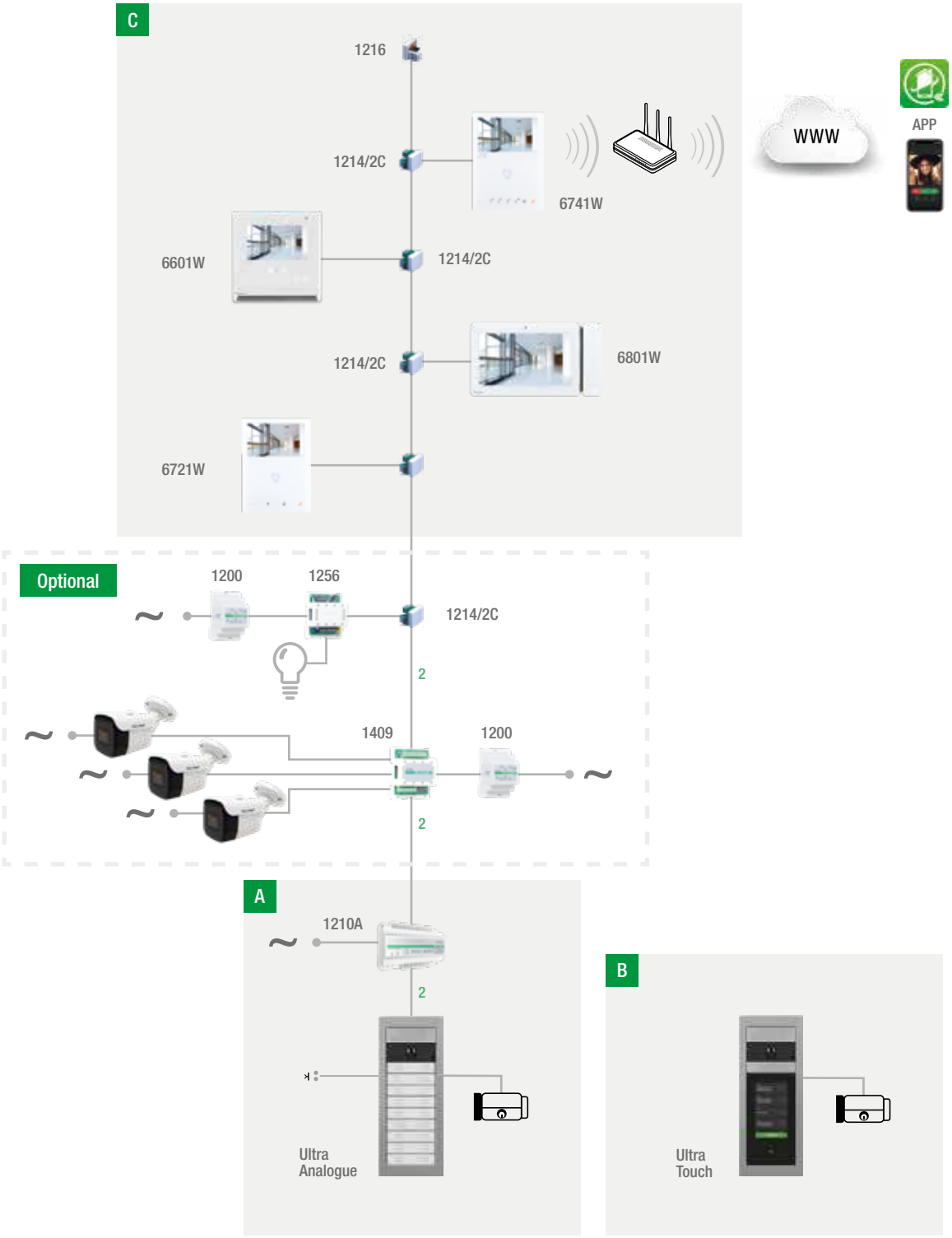

A ANALOGUE AUDIO/VIDEO ENTRANCE PANEL

C DOOR ENTRY MONITOR

ANALOGUE AUDIO/VIDEO ENTRANCE PANEL

	FLUSH-MOUNTED INSTALLATION								WALL-MOUNTED INSTALLATION												
Users	3110/1	3110/2	3110/3	3110/4	UT9161	UT9162	UT9163	UT9164	UT9171	UT9172	UT9173	UT9174	UT9176	UT9178	UT2020	UT9200	UT9211	UT9212	UT9221	UT9240	1210A
PAGE	89	89	89	89	89	89	89	89	90	90	90	90	90	90	93	93	95	95	95	94	146
1	1				1				1						1		1				1
2	1				1				1						1			1			1
3		1				1				1					1	1	3		2		1
4		1				1				1					1	1	4		1		1
5		1				1				1					1	1	5				1
6		1				1				1					1	1		3	2		1
7-8		1				1				1					1	1		4	1		1
9-10		1				1				1					1	1		5			1
11-12			1				1				1				1	2		6	3		1
13-14			1				1				1				1	2		7	2		1
15-16			1				1				1				1	2		8	1		1
17-18			1				1				1				1	2		9			1
19-20				1				1				1			1	3		10	3		1
21-22				1				1				1			1	3		11	2		1
23-24				1				1				1			1	3		12	1		1
25-26				1				1				1			1	3		13			1
27-28			2				2						1		1	4		14	3	1	1
29-30			2				2						1		1	4		15	2	1	1
31-32			2				2						1		1	4		16	1	1	1
33-34			2				2						1		1	4		17		1	1
35-36			2				2						1		1	5		18	3		1
37-38			2				2						1		1	5		19	2		1
39-40			2				2						1		1	5		20	1		1
41-42			2				2						1		1	5		21			1
43-44				2				2						1	1	6		22	3	1	1
45-46				2				2						1	1	6		23	2	1	1
47-48				2				2						1	1	6		24	1	1	1
49-50				2				2						1	1	6		25		1	1

DOOR ENTRY MONITOR

6741W	6721W	6601W	6801W
78	78	74	72
1	1	1	1
2	2	2	2
3	3	3	3
4	4	4	4
5	5	5	5
6	6	6	6
7-8	7-8	7-8	7-8
9-10	9-10	9-10	9-10
11-12	11-12	11-12	11-12
13-14	13-14	13-14	13-14
15-16	15-16	15-16	15-16
17-18	17-18	17-18	17-18
19-20	19-20	19-20	19-20
21-22	21-22	21-22	21-22
23-24	23-24	23-24	23-24
25-26	25-26	25-26	25-26
27-28	27-28	27-28	27-28
29-30	29-30	29-30	29-30
31-32	31-32	31-32	31-32
33-34	33-34	33-34	33-34
35-36	35-36	35-36	35-36
37-38	37-38	37-38	37-38
39-40	39-40	39-40	39-40
41-42	41-42	41-42	41-42
43-44	43-44	43-44	43-44
45-46	45-46	45-46	45-46
47-48	47-48	47-48	47-48
49-50	49-50	49-50	49-50

B TOUCH AUDIO/VIDEO ENTRANCE PANEL

C DOOR ENTRY MONITOR

TOUCH AUDIO/VIDEO ENTRANCE PANEL

	FLUSH-MOUNTED INSTALLATION	WALL-MOUNTED INSTALLATION			
Users	UT2090	UT2090	UT9173	1210A	1595
PAGE	91	91	90	146	151
1-100	1	1	1	1	1*

*Only required for 80 users

DOOR ENTRY MONITOR

6741W	6721W	6601W	6801W
78	78	74	72
1-100	1-100	1-100	1-100

NOTES

The flush-mount or wall-mount box is required for 6601W and 6801W.

REMOTE CAMERA MODULE (3 Max)
Add:
1x art.1409 remote camera module
1x art.1200 transformer

ACTUATOR RELAY MODULE
Add:
1x art. 1256 actuator relay module
1x art.1200 transformer

INSTALLATION LAYOUTS: VIDEO ENTRY PHONE SYSTEM COMPRISED OF 1 AUDIO INPUT WITH REMOTE CAMERA AND 1 AUDIO/VIDEO RISER

GUIDE TO VIDEO ENTRY TECHNOLOGY

SIMPLEBUS2

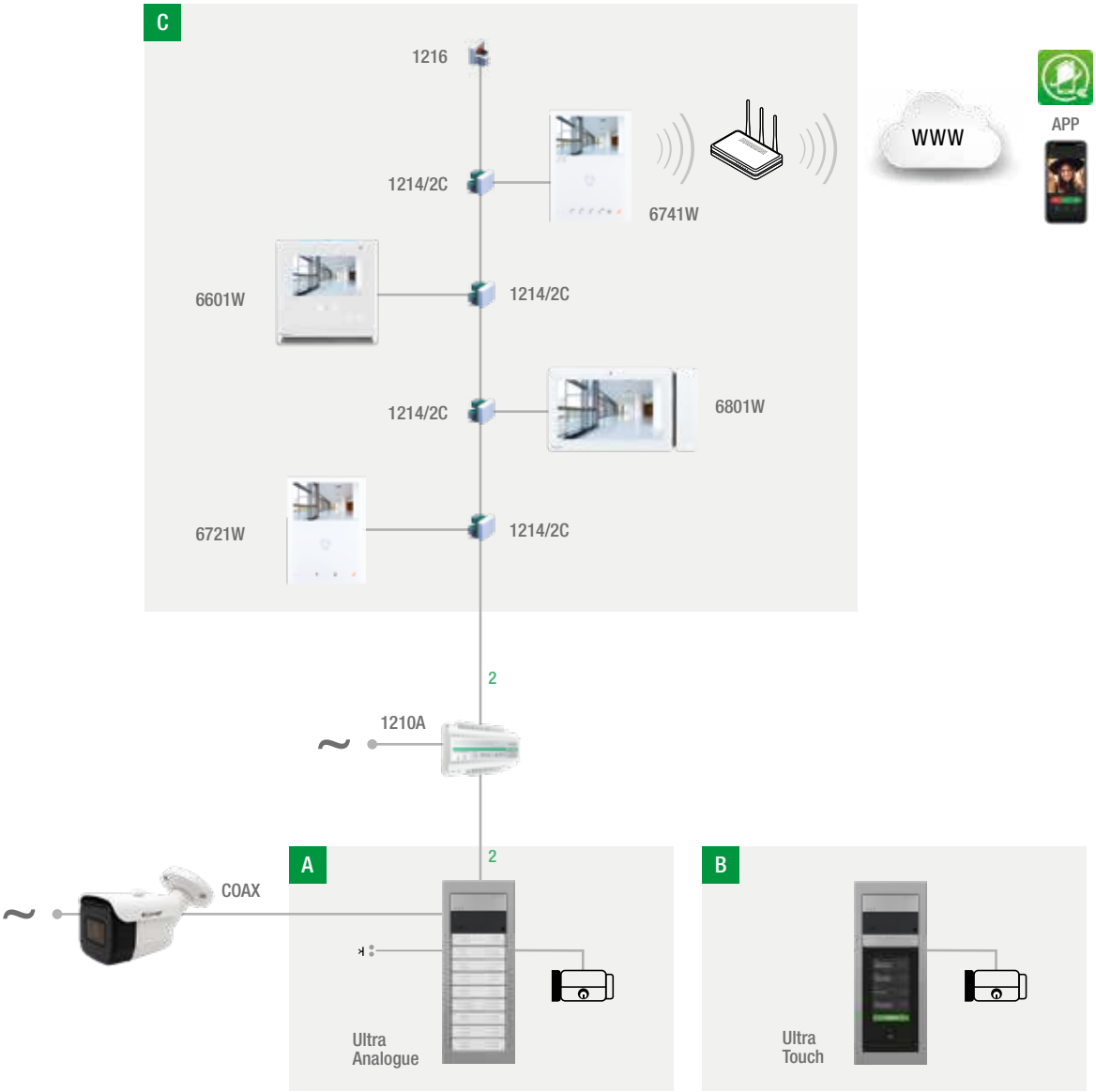

A ANALOGUE AUDIO/VIDEO ENTRANCE PANEL

C DOOR ENTRY MONITOR

ANALOGUE AUDIO/VIDEO ENTRANCE PANEL

	FLUSH-MOUNTED INSTALLATION								WALL-MOUNTED INSTALLATION												
Users	3110/1	3110/2	3110/3	3110/4	UT9161	UT9162	UT9163	UT9164	UT9171	UT9172	UT9173	UT9174	UT9176	UT9178	UT2010VC	1210A	UT9200	UT9211	UT9212	UT9221	UT9240
PAGE	89	89	89	89	89	89	89	89	90	90	90	90	90	90	92	146	93	95	95	95	94
1	1				1				1						1	1		1			
2	1				1				1						1	1			1		
3		1				1				1					1	1	1	3		2	
4		1				1				1					1	1	1	4		1	
5		1				1				1					1	1	1	5			
6		1				1				1					1	1	1		3	2	
7-8		1				1				1					1	1	1		4	1	
9-10		1				1				1					1	1	1		5		
11-12			1				1				1				1	1	2		6	3	
13-14			1				1				1				1	1	2		7	2	
15-16			1				1				1				1	1	2		8	1	
17-18			1				1				1				1	1	2		9		
19-20				1				1				1			1	1	3		10	3	
21-22				1				1				1			1	1	3		11	2	
23-24				1				1				1			1	1	3		12	1	
25-26				1				1				1			1	1	3		13		
27-28			2				2						1		1	1	4		14	3	1
29-30			2				2						1		1	1	4		15	2	1
31-32			2				2						1		1	1	4		16	1	1
33-34			2				2						1		1	1	4		17		1
35-36			2				2						1		1	1	5		18	3	
37-38			2				2						1		1	1	5		19	2	
39-40			2				2						1		1	1	5		20	1	
41-42			2				2						1		1	1	5		21		
43-44				2				2						1	1	1	6		22	3	1
45-46				2				2						1	1	1	6		23	2	1
47-48				2				2						1	1	1	6		24	1	1
49-50				2				2						1	1	1	6		25		1

DOOR ENTRY MONITOR

6741W	6721W	6601W	6801W
78	78	74	72
1	1	1	1
2	2	2	2
3	3	3	3
4	4	4	4
5	5	5	5
6	6	6	6
7-8	7-8	7-8	7-8
9-10	9-10	9-10	9-10
11-12	11-12	11-12	11-12
13-14	13-14	13-14	13-14
15-16	15-16	15-16	15-16
17-18	17-18	17-18	17-18
19-20	19-20	19-20	19-20
21-22	21-22	21-22	21-22
23-24	23-24	23-24	23-24
25-26	25-26	25-26	25-26
27-28	27-28	27-28	27-28
29-30	29-30	29-30	29-30
31-32	31-32	31-32	31-32
33-34	33-34	33-34	33-34
35-36	35-36	35-36	35-36
37-38	37-38	37-38	37-38
39-40	39-40	39-40	39-40
41-42	41-42	41-42	41-42
43-44	43-44	43-44	43-44
45-46	45-46	45-46	45-46
47-48	47-48	47-48	47-48
49-50	49-50	49-50	49-50

B TOUCH AUDIO/VIDEO ENTRANCE PANEL

C DOOR ENTRY MONITOR

TOUCH AUDIO/VIDEO ENTRANCE PANEL

	FLUSH-MOUNTED INSTALLATION		WALL-MOUNTED INSTALLATION				
Users	3110/3	UT9163	UT9173	UT2010VC	1210A	UT9270	1595
PAGE	89	89	90	92	146	94	151
1-100	1	1	1	1	1	1	1*

*Only required for 80 users

DOOR ENTRY MONITOR

6741W	6721W	6601W	6801W
78	78	74	72
1-100	1-100	1-100	1-100

NOTES

The flush-mount or wall-mount box is required for 6601W and 6801W.

The choice of analogue camera is at the discretion of the user.

INSTALLATION LAYOUTS: VIDEO ENTRY PHONE SYSTEM COMPRISED OF N AUDIO/VIDEO INPUTS AND 1 AUDIO/VIDEO RISER

GUIDE TO VIDEO ENTRY TECHNOLOGY

SIMPLEBUS2

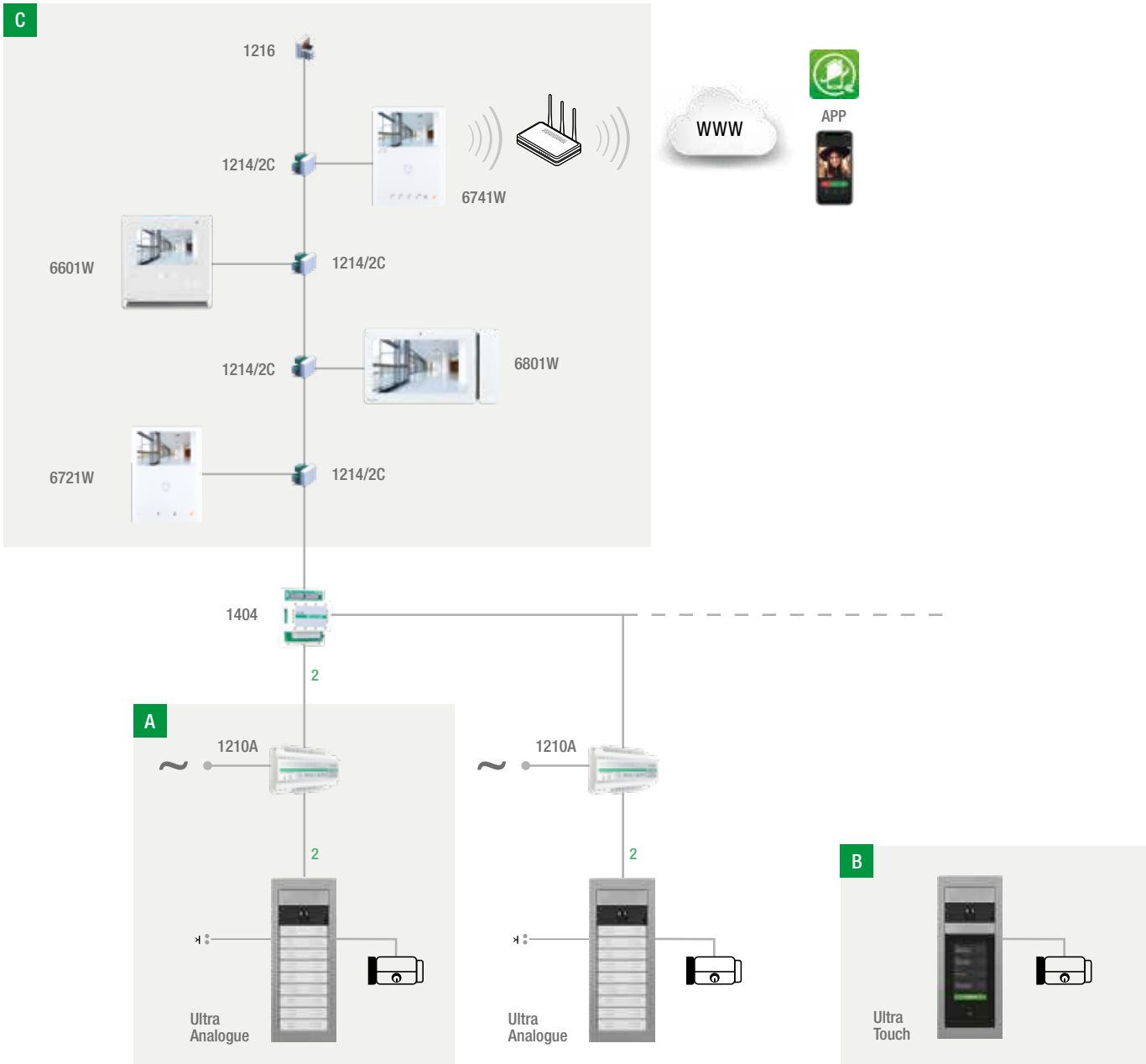

A ANALOGUE AUDIO/VIDEO ENTRANCE PANEL

For each additional entrance panel, one art.1404 switching unit must be provided.

C DOOR ENTRY MONITOR

ANALOGUE AUDIO/VIDEO ENTRANCE PANEL

	FLUSH-MOUNTED INSTALLATION								WALL-MOUNTED INSTALLATION												
Users	3110/1	3110/2	3110/3	3110/4	UT9161	UT9162	UT9163	UT9164	UT9171	UT9172	UT9173	UT9174	UT9176	UT9178	UT2020	UT9200	UT9211	UT9212	UT9221	UT9240	1210A
PAGE	89	89	89	89	89	89	89	89	90	90	90	90	90	90	93	93	95	95	95	94	146
1	1				1				1						1		1				1
2	1				1				1						1			1			1
3		1				1				1					1	1	3		2		1
4		1				1				1					1	1	4		1		1
5		1				1				1					1	1	5				1
6		1				1				1					1	1		3	2		1
7-8		1				1				1					1	1		4	1		1
9-10		1				1				1					1	1		5			1
11-12			1				1				1				1	2		6	3		1
13-14			1				1				1				1	2		7	2		1
15-16			1				1				1				1	2		8	1		1
17-18			1				1				1				1	2		9			1
19-20				1				1				1			1	3		10	3		1
21-22				1				1				1			1	3		11	2		1
23-24				1				1				1			1	3		12	1		1
25-26				1				1				1			1	3		13			1
27-28			2				2						1		1	4		14	3	1	1
29-30			2				2						1		1	4		15	2	1	1
31-32			2				2						1		1	4		16	1	1	1
33-34			2				2						1		1	4		17		1	1
35-36			2				2						1		1	5		18	3		1
37-38			2				2						1		1	5		19	2		1
39-40			2				2						1		1	5		20	1		1
41-42			2				2						1		1	5		21			1
43-44				2				2						1	1	6		22	3	1	1
45-46				2				2						1	1	6		23	2	1	1
47-48				2				2						1	1	6		24	1	1	1
49-50				2				2						1	1	6		25		1	1

DOOR ENTRY MONITOR

6741W	6721W	6601W	6801W
78	78	74	72
1	1	1	1
2	2	2	2
3	3	3	3
4	4	4	4
5	5	5	5
6	6	6	6
7-8	7-8	7-8	7-8
9-10	9-10	9-10	9-10
11-12	11-12	11-12	11-12
13-14	13-14	13-14	13-14
15-16	15-16	15-16	15-16
17-18	17-18	17-18	17-18
19-20	19-20	19-20	19-20
21-22	21-22	21-22	21-22
23-24	23-24	23-24	23-24
25-26	25-26	25-26	25-26
27-28	27-28	27-28	27-28
29-30	29-30	29-30	29-30
31-32	31-32	31-32	31-32
33-34	33-34	33-34	33-34
35-36	35-36	35-36	35-36
37-38	37-38	37-38	37-38
39-40	39-40	39-40	39-40
41-42	41-42	41-42	41-42
43-44	43-44	43-44	43-44
45-46	45-46	45-46	45-46
47-48	47-48	47-48	47-48
49-50	49-50	49-50	49-50

B TOUCH AUDIO/VIDEO ENTRANCE PANEL

For each additional entrance panel, one art.1404 switching unit must be provided.

C DOOR ENTRY MONITOR

TOUCH AUDIO/VIDEO ENTRANCE PANEL

	FLUSH-MOUNTED INSTALLATION	WALL-MOUNTED INSTALLATION			
Users	UT2090	UT2090	UT9173	1210A	1595
PAGE	91	91	90	146	151
1-100	1	1	1	1	1*

*Only required for 80 users

DOOR ENTRY MONITOR

6741W	6721W	6601W	6801W
78	78	74	72
1-100	1-100	1-100	1-100

NOTES

*The UT9000 audio system base is composed of UT2020+1210A.

The flush-mount or wall-mount box is required for 6601W and 6801W.

For each additional entrance panel, one art.1404 switching unit must be provided.

INSTALLATION LAYOUTS: VIDEO ENTRY PHONE SYSTEM COMPRISED OF 1 AUDIO/VIDEO INPUT AND 1 AUDIO INPUT AND 1 AUDIO/VIDEO RISER

GUIDE TO VIDEO ENTRY TECHNOLOGY

SIMPLEBUS2

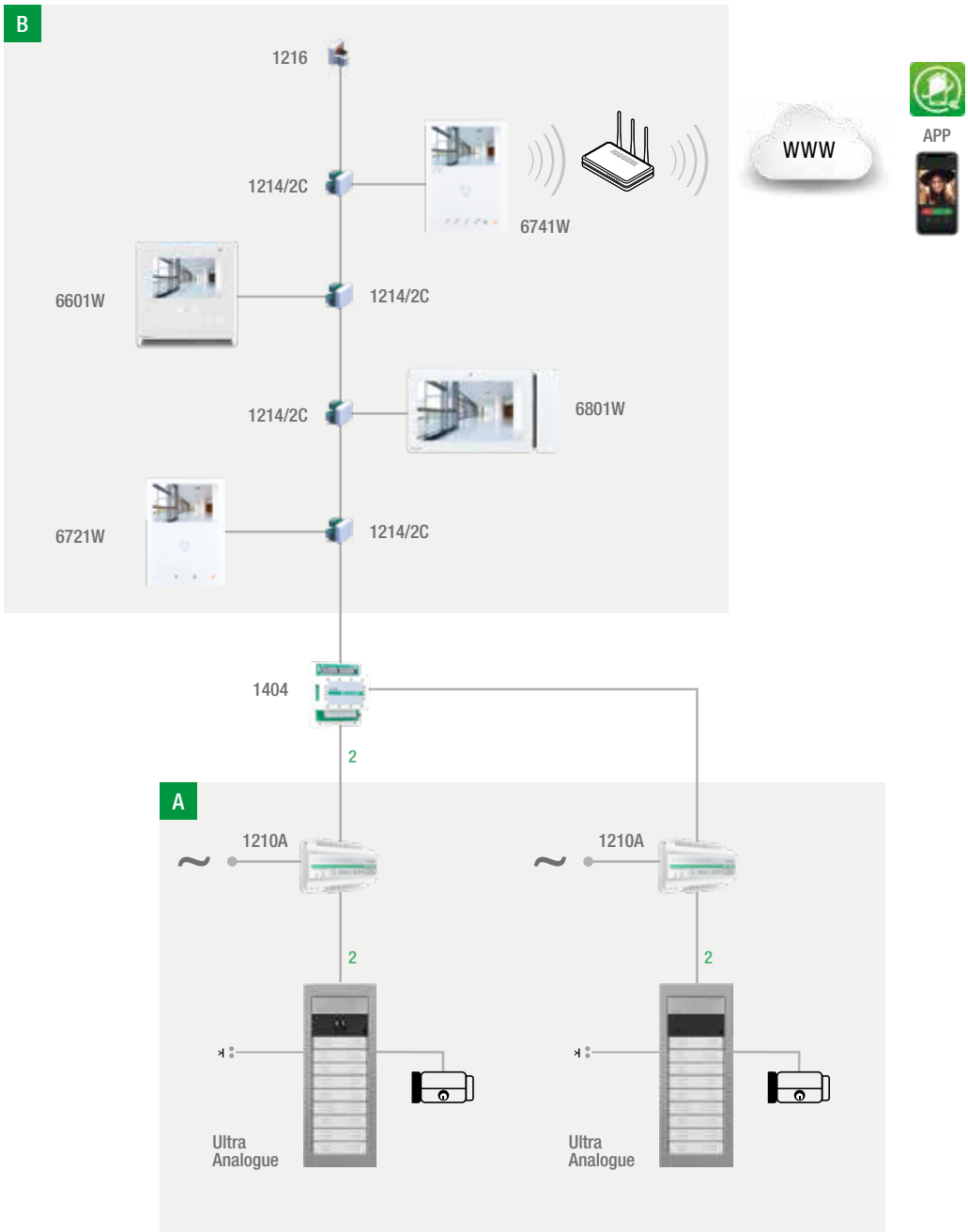

A ANALOGUE AUDIO/VIDEO ENTRANCE PANEL AND ANALOGUE AUDIO ENTRANCE PANEL

C DOOR ENTRY MONITOR

ANALOGUE AUDIO/VIDEO ENTRANCE PANEL AND ANALOGUE AUDIO ENTRANCE PANEL

	FLUSH-MOUNTED INSTALLATION								WALL-MOUNTED INSTALLATION														
Users	3110/1	3110/2	3110/3	3110/4	UT9161	UT9162	UT9163	UT9164	UT9171	UT9172	UT9173	UT9174	UT9176	UT9178	UT2020	UT2010	UT9200	UT9211	UT9212	UT9221	UT9240	1404	1210A.
PAGE	89	89	89	89	89	89	89	89	90	90	90	90	90	90	93	92	93	95	95	95	94	148	146
1	2				2				2						1	1		2				1	2
2	2				2				2						1	1			2			1	2
3		2				2				2					1	1	2	6		4		1	2
4		2				2				2					1	1	2	8		2		1	2
5		2				2				2					1	1	2	10				1	2
6		2				2				2					1	1	2		6	4		1	2
7-8		2				2				2					1	1	2		8	2		1	2
9-10		2				2				2					1	1	2		10			1	2
11-12			2				2				2				1	1	4		12	6		1	2
13-14			2				2				2				1	1	4		14	4		1	2
15-16			2				2				2				1	1	4		16	2		1	2
17-18			2				2				2				1	1	4		18			1	2
19-20				2				2				2			1	1	6		20	6		1	2
21-22				2				2				2			1	1	6		22	4		1	2
23-24				2				2				2			1	1	6		24	2		1	2
25-26				2				2				2			1	1	6		26			1	2
27-28			4				4						2		1	1	8		28	6	2	1	2
29-30			4				4						2		1	1	8		30	4	2	1	2
31-32			4				4						2		1	1	8		32	2	2	1	2
33-34			4				4						2		1	1	8		34		2	1	2
35-36			4				4						2		1	1	10		36	6		1	2
37-38			4				4						2		1	1	10		38	4		1	2
39-40			4				4						2		1	1	10		40	2		1	2
41-42			4				4						2		1	1	10		42			1	2
43-44				4				4						2	1	1	12		44	6	2	1	2
45-46				4				4						2	1	1	12		46	4	2	1	2
47-48				4				4						2	1	1	12		48	2	2	1	2
49-50				4				4						2	1	1	12		50		2	1	2

DOOR ENTRY MONITOR

6741W	6721W	6601W	6801W
78	78	74	72
1	1	1	1
2	2	2	2
3	3	3	3
4	4	4	4
5	5	5	5
6	6	6	6
7-8	7-8	7-8	7-8
9-10	9-10	9-10	9-10
11-12	11-12	11-12	11-12
13-14	13-14	13-14	13-14
15-16	15-16	15-16	15-16
17-18	17-18	17-18	17-18
19-20	19-20	19-20	19-20
21-22	21-22	21-22	21-22
23-24	23-24	23-24	23-24
25-26	25-26	25-26	25-26
27-28	27-28	27-28	27-28
29-30	29-30	29-30	29-30
31-32	31-32	31-32	31-32
33-34	33-34	33-34	33-34
35-36	35-36	35-36	35-36
37-38	37-38	37-38	37-38
39-40	39-40	39-40	39-40
41-42	41-42	41-42	41-42
43-44	43-44	43-44	43-44
45-46	45-46	45-46	45-46
47-48	47-48	47-48	47-48
49-50	49-50	49-50	49-50

NOTES

The flush-mount or wall-mount box is required for 6601W and 6801W.

INSTALLATION LAYOUTS: VIDEO ENTRY PHONE SYSTEM COMPRISED OF N AUDIO INPUTS, 1 AUDIO RISER

GUIDE TO VIDEO ENTRY TECHNOLOGY

SIMPLEBUS2

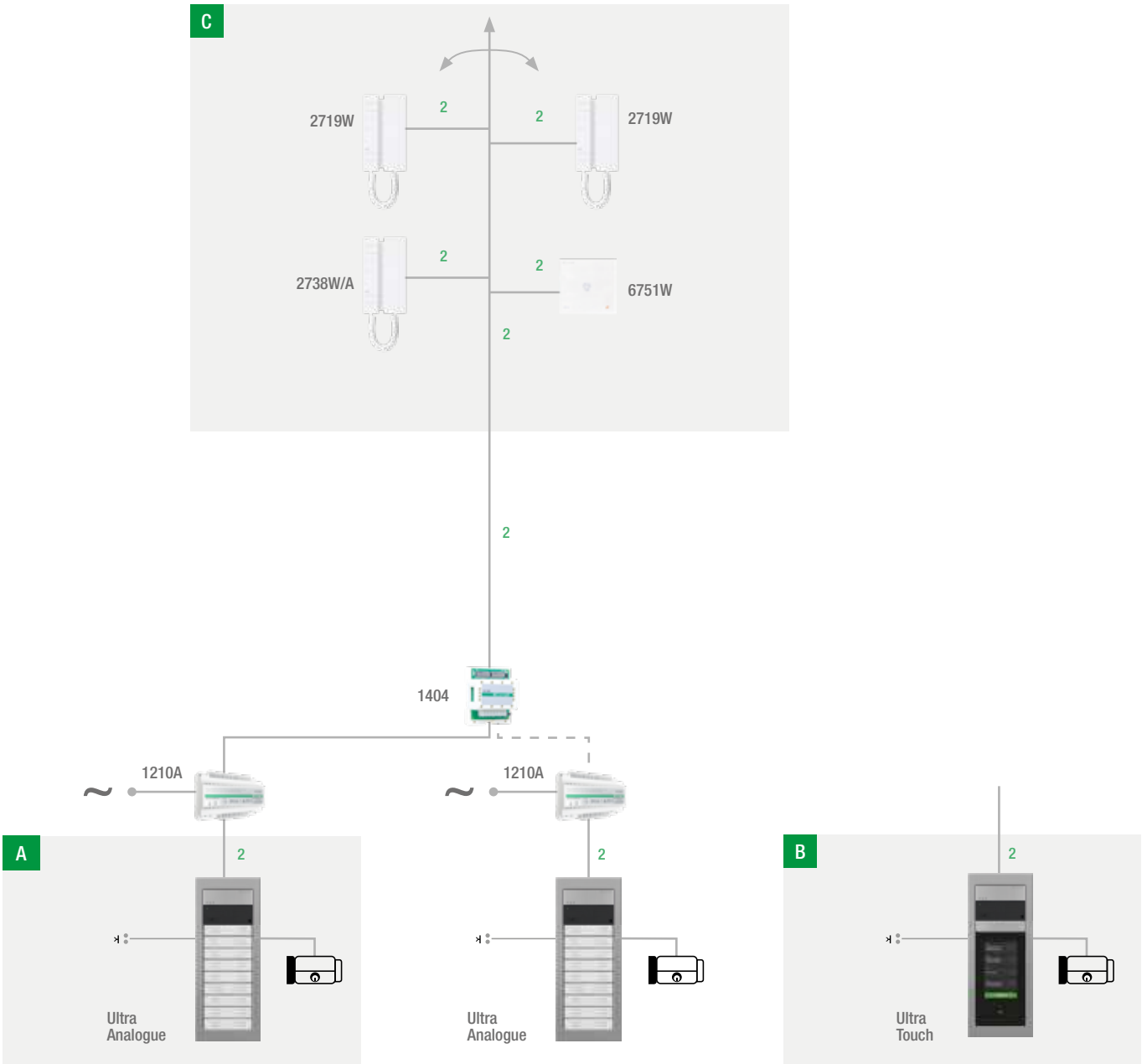

A ANALOGUE AUDIO ENTRANCE PANEL

For each additional entrance panel, one art.1404 switching unit must be provided (see layout).

ANALOGUE AUDIO ENTRANCE PANEL

	FLUSH-MOUNTED INSTALLATION								WALL-MOUNTED INSTALLATION												
Users	3110/1	3110/2	3110/3	3110/4	UT9161	UT9162	UT9163	UT9164	UT9171	UT9172	UT9173	UT9174	UT9176	UT9178	UT2010	UT9200	UT9211	UT9212	UT9221	UT9240	1210A
PAGE	89	89	89	89	89	89	89	89	90	90	90	90	90	90	92	93	95	95	95	94	146
1	1				1				1						1		1				1
2	1				1				1						1			1			1
3		1				1				1					1	1	3		2		1
4		1				1				1					1	1	4		1		1
5		1				1				1					1	1	5				1
6		1				1				1					1	1		3	2		1
7-8		1				1				1					1	1		4	1		1
9-10		1				1				1					1	1		5			1
11-12			1				1				1				1	2		6	3		1
13-14			1				1				1				1	2		7	2		1
15-16			1				1				1				1	2		8	1		1
17-18			1				1				1				1	2		9			1
19-20				1				1				1			1	3		10	3		1
21-22				1				1				1			1	3		11	2		1
23-24				1				1				1			1	3		12	1		1
25-26				1				1				1			1	3		13			1
27-28			2				2						1		1	4		14	3	1	1
29-30			2				2						1		1	4		15	2	1	1
31-32			2				2						1		1	4		16	1	1	1
33-34			2				2						1		1	4		17		1	1
35-36			2				2						1		1	5		18	3		1
37-38			2				2						1		1	5		19	2		1
39-40			2				2						1		1	5		20	1		1
41-42			2				2						1		1	5		21			1
43-44				2				2						1	1	6		22	3	1	1
45-46				2				2						1	1	6		23	2	1	1
47-48				2				2						1	1	6		24	1	1	1
49-50				2				2						1	1	6		25		1	1

C DOOR ENTRY PHONE

DOOR ENTRY PHONE

2738W/A	2719W	6751W
80	80	82
1	1	1
2	2	2
3	3	3
4	4	4
5	5	5
6	6	6
7-8	7-8	7-8
9-10	9-10	9-10
11-12	11-12	11-12
13-14	13-14	13-14
15-16	15-16	15-16
17-18	17-18	17-18
19-20	19-20	19-20
21-22	21-22	21-22
23-24	23-24	23-24
25-26	25-26	25-26
27-28	27-28	27-28
29-30	29-30	29-30
31-32	31-32	31-32
33-34	33-34	33-34
35-36	35-36	35-36
37-38	37-38	37-38
39-40	39-40	39-40
41-42	41-42	41-42
43-44	43-44	43-44
45-46	45-46	45-46
47-48	47-48	47-48
49-50	49-50	49-50

B TOUCH AUDIO ENTRANCE PANEL

For each additional entrance panel, one art.1404 switching unit must be provided (see layout).

TOUCH AUDIO ENTRANCE PANEL

	FLUSH-MOUNTED INSTALLATION		WALL-MOUNTED INSTALLATION				
Users	3110/3	UT9163	UT9173	UT2010	UT9270	1210A	1595
PAGE	89	89	90	92	94	146	151
1-100	1	1	1	1	1	1	1*

*Only required for 80 users

C DOOR ENTRY PHONE

DOOR ENTRY PHONE

2738W/A	2719W	6751W
80	80	82
1-100	1-100	1-100

NOTES

* The UT9000A audio system base is composed of UT2010 + 1210A.

INSTALLATION LAYOUTS: VIDEO ENTRY PHONE SYSTEM COMPRISED OF N AUDIO INPUTS, 1 AUDIO RISER AND PORTER SWITCHBOARD

GUIDE TO VIDEO ENTRY TECHNOLOGY

SIMPLEBUS1

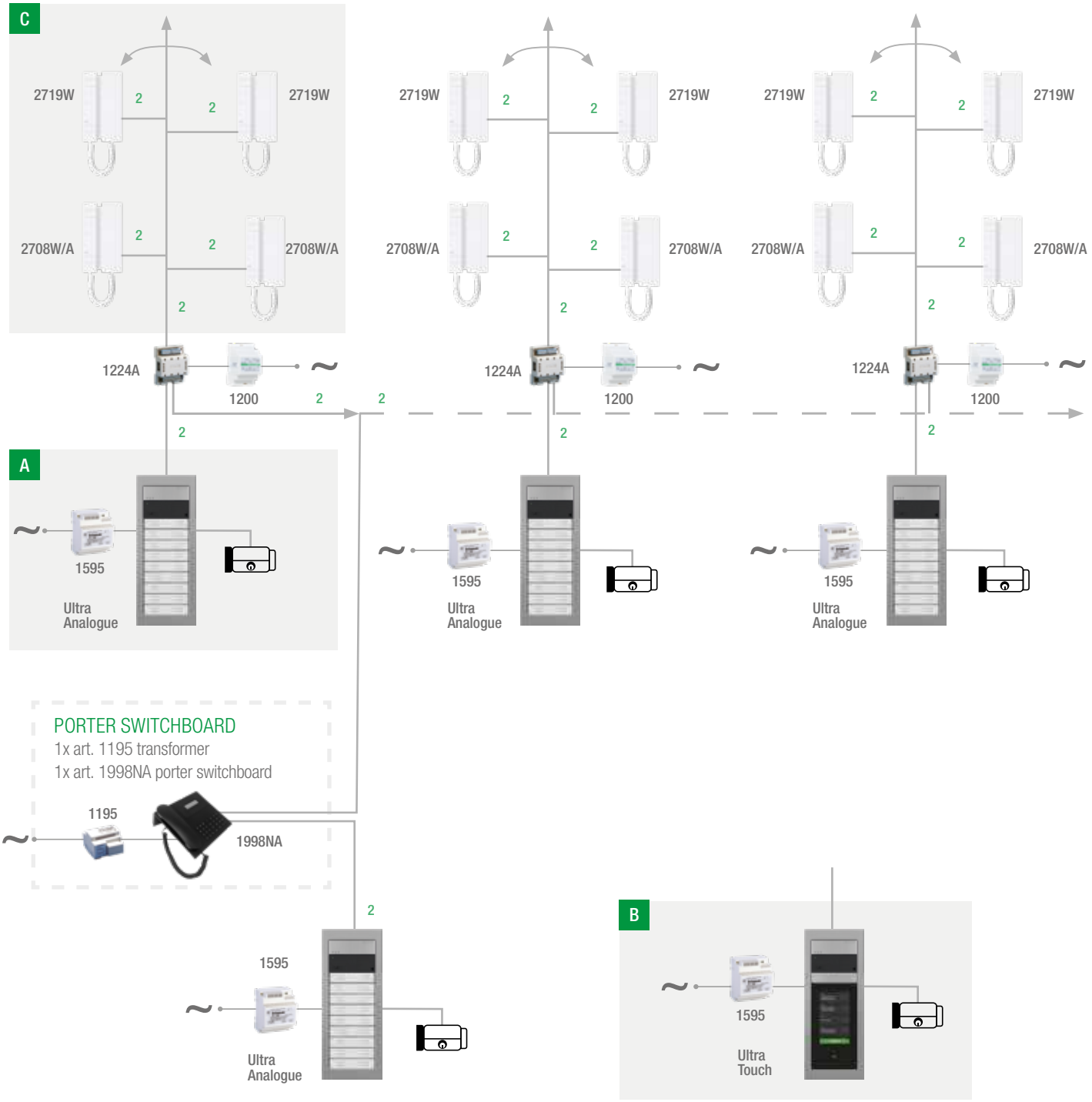

A ANALOGUE AUDIO ENTRANCE PANEL

For each additional entrance panel, one 1224A switching unit and one art.1200 powers supply unit must be provided (see layout).

C DOOR ENTRY PHONE

ANALOGUE AUDIO ENTRANCE PANEL

		FLUSH-MOUNTED INSTALLATION								WALL-MOUNTED INSTALLATION											
Users	UT1010	3110/1	3110/2	3110/3	3110/4	UT9161	UT9162	UT9163	UT9164	UT9171	UT9172	UT9173	UT9174	UT9176	UT9178	UT9200	UT9211	UT9212	UT9221	UT9240	1595
PAGE	92	89	89	89	89	89	89	89	89	90	90	90	90	90	90	93	96	95	95	94	151
1	1	1				1				1							1				1
2	1	1				1				1								1			1
3	1		1				1				1					1	3		2		1
4	1		1				1				1					1	4		1		1
5	1		1				1				1					1	5				1
6	1		1				1				1					1		3	2		1
7-8	1		1				1				1					1		4	1		1
9-10	1		1				1				1					1		5			1
11-12	1			1				1				1				2		6	3		1
13-14	1			1				1				1				2		7	2		1
15-16	1			1				1				1				2		8	1		1
17-18	1			1				1				1				2		9			1
19-20	1				1				1				1			3		10	3		1
21-22	1				1				1				1			3		11	2		1
23-24	1				1				1				1			3		12	1		1
25-26	1				1				1				1			3		13			1
27-28	1			2				2						1		4		14	3	1	1
29-30	1			2				2						1		4		15	2	1	1
31-32	1			2				2						1		4		16	1	1	1
33-34	1			2				2						1		4		17		1	1
35-36	1			2				2						1		5		18	3		1
37-38	1			2				2						1		5		19	2		1
39-40	1			2				2						1		5		20	1		1
41-42	1			2				2						1		5		21			1
43-44	1				2				2						1	6		22	3	1	1
45-46	1				2				2						1	6		23	2	1	1
47-48	1				2				2						1	6		24	1	1	1
49-50	1				2				2						1	6		25		1	1

DOOR ENTRY PHONE

2708W/A	2719W
80	80
1	1
2	2
3	3
4	4
5	5
6	6
7-8	7-8
9-10	9-10
11-12	11-12
13-14	13-14
15-16	15-16
17-18	17-18
19-20	19-20
21-22	21-22
23-24	23-24
25-26	25-26
27-28	27-28
29-30	29-30
31-32	31-32
33-34	33-34
35-36	35-36
37-38	37-38
39-40	39-40
41-42	41-42
43-44	43-44
45-46	45-46
47-48	47-48
49-50	49-50

B TOUCH AUDIO ENTRANCE PANEL

For each additional entrance panel, one 1224A switching unit and one art.1200 powers supply unit must be provided (see layout).

C DOOR ENTRY PHONE

TOUCH AUDIO ENTRANCE PANEL

		FLUSH-MOUNTED INSTALLATION		WALL-MOUNTED INSTALLATION		
Users	UT1010	3110/3	UT9163	UT9173	UT9270	1595
PAGE	92	89	91	90	94	151
1-100	1	1	1	1	1	1

DOOR ENTRY PHONE

2708W/A	2719W
80	80
1-100	1-100

INSTALLATION LAYOUTS: VIDEO ENTRY PHONE SYSTEM COMPRISED OF 1 AUDIO/VIDEO INPUTS, 1 AUDIO/VIDEO RISER AND PORTER SWITCHBOARD

GUIDE TO VIDEO ENTRY TECHNOLOGY

SIMPLEBUS2

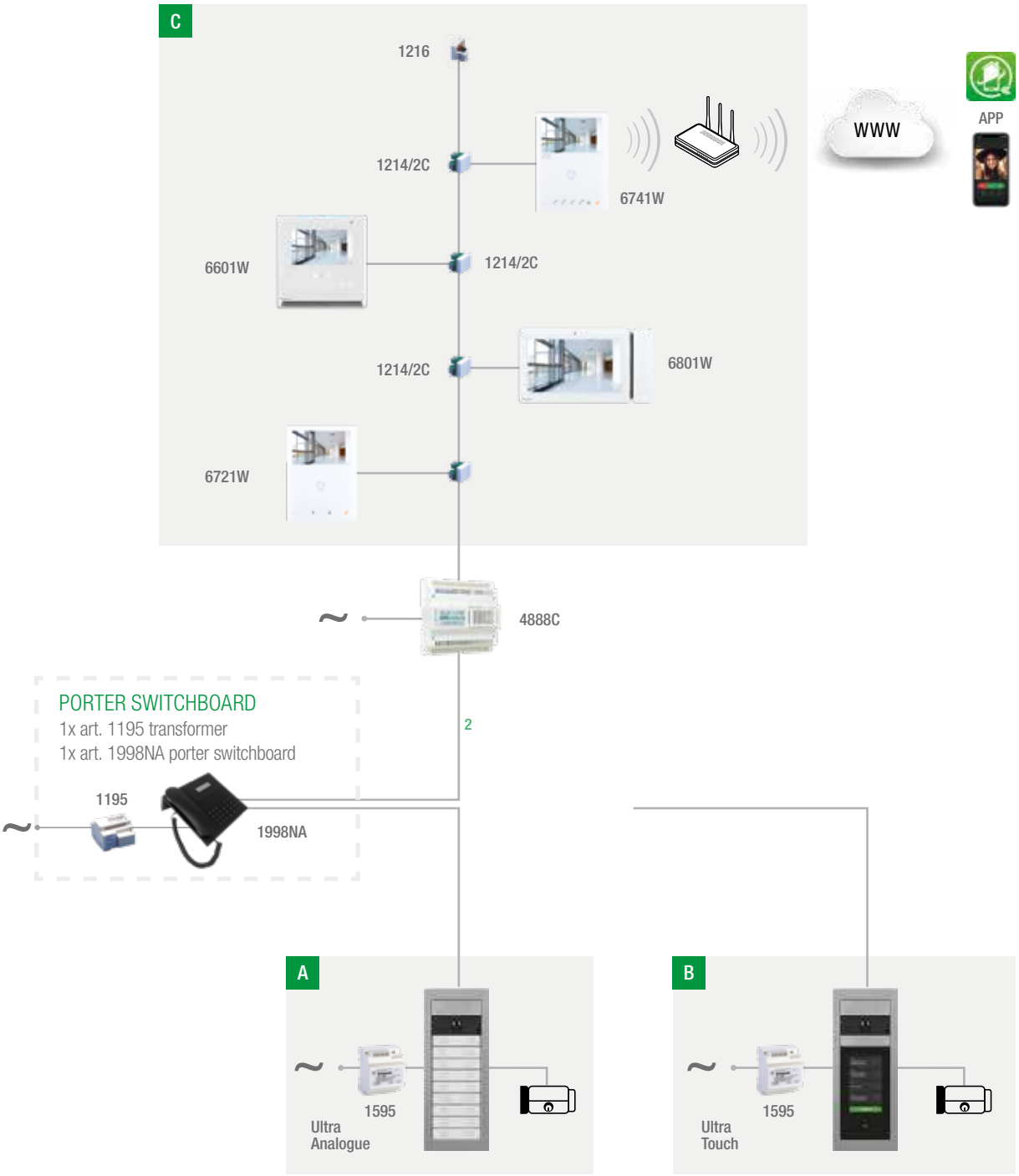

A ANALOGUE AUDIO/VIDEO ENTRANCE PANEL

C DOOR ENTRY MONITOR

ANALOGUE AUDIO/VIDEO ENTRANCE PANEL

	FLUSH-MOUNTED INSTALLATION								WALL-MOUNTED INSTALLATION													
Users	3110/1	3110/2	3110/3	3110/4	UT9161	UT9162	UT9163	UT9164	UT9171	UT9172	UT9173	UT9174	UT9176	UT9178	UT1020	UT9200	UT9211	UT9212	UT9221	UT9240	4888C	1595
PAGE	89	89	89	89	89	89	89	89	90	90	90	90	90	90	93	93	95	95	95	94	153	151
1	1				1				1						1		1				1	1
2	1				1				1						1			1			1	1
3		1				1				1					1	1	3		2		1	1
4		1				1				1					1	1	4		1		1	1
5		1				1				1					1	1	5				1	1
6		1				1				1					1	1		3	2		1	1
7-8		1				1				1					1	1		4	1		1	1
9-10		1				1				1					1	1		5			1	1
11-12			1				1				1				1	2		6	3		1	1
13-14			1				1				1				1	2		7	2		1	1
15-16			1				1				1				1	2		8	1		1	1
17-18			1				1				1				1	2		9			1	1
19-20				1				1				1			1	3		10	3		1	1
21-22				1				1				1			1	3		11	2		1	1
23-24				1				1				1			1	3		12	1		1	1
25-26				1				1				1			1	3		13			1	1
27-28			2				2						1		1	4		14	3	1	1	1
29-30			2				2						1		1	4		15	2	1	1	1
31-32			2				2						1		1	4		16	1	1	1	1
33-34			2				2						1		1	4		17		1	1	1
35-36			2				2						1		1	5		18	3		1	1
37-38			2				2						1		1	5		19	2		1	1
39-40			2				2						1		1	5		20	1		1	1
41-42			2				2						1		1	5		21			1	1
43-44				2				2						1	1	6		22	3	1	1	1
45-46				2				2						1	1	6		23	2	1	1	1
47-48				2				2						1	1	6		24	1	1	1	1
49-50				2				2						1	1	6		25		1	1	1

DOOR ENTRY PHONE

6741W	6721W	6601W	6801W
78	78	74	72
1	1	1	1
2	2	2	2
3	3	3	3
4	4	4	4
5	5	5	5
6	6	6	6
7-8	7-8	7-8	7-8
9-10	9-10	9-10	9-10
11-12	11-12	11-12	11-12
13-14	13-14	13-14	13-14
15-16	15-16	15-16	15-16
17-18	17-18	17-18	17-18
19-20	19-20	19-20	19-20
21-22	21-22	21-22	21-22
23-24	23-24	23-24	23-24
25-26	25-26	25-26	25-26
27-28	27-28	27-28	27-28
29-30	29-30	29-30	29-30
31-32	31-32	31-32	31-32
33-34	33-34	33-34	33-34
35-36	35-36	35-36	35-36
37-38	37-38	37-38	37-38
39-40	39-40	39-40	39-40
41-42	41-42	41-42	41-42
43-44	43-44	43-44	43-44
45-46	45-46	45-46	45-46
47-48	47-48	47-48	47-48
49-50	49-50	49-50	49-50

B TOUCH AUDIO/VIDEO ENTRANCE PANEL

C DOOR ENTRY PHONE

TOUCH AUDIO/VIDEO ENTRANCE PANEL

	FLUSH-MOUNTED INSTALLATION	WALL-MOUNTED INSTALLATION			
Users	UT1090	UT1090	UT9173	4888C	1595
PAGE	91	91	90	153	151
1-100	1	1	1	1	1

DOOR ENTRY PHONE

6741W	6721W	6601W	6801W
78	78	74	72
1-100	1-100	1-100	1-100

NOTES

The flush-mount or wall-mount box is required for 6601W and 6801W.

Only n°1 4888C per system is required.

INSTALLATION LAYOUTS: VIDEO ENTRY PHONE SYSTEM COMPRISED OF N VIDEO INPUTS, 1 AUDIO/VIDEO RISER AND PORTER SWITCHBOARD

GUIDE TO VIDEO ENTRY TECHNOLOGY

SIMPLEBUS2

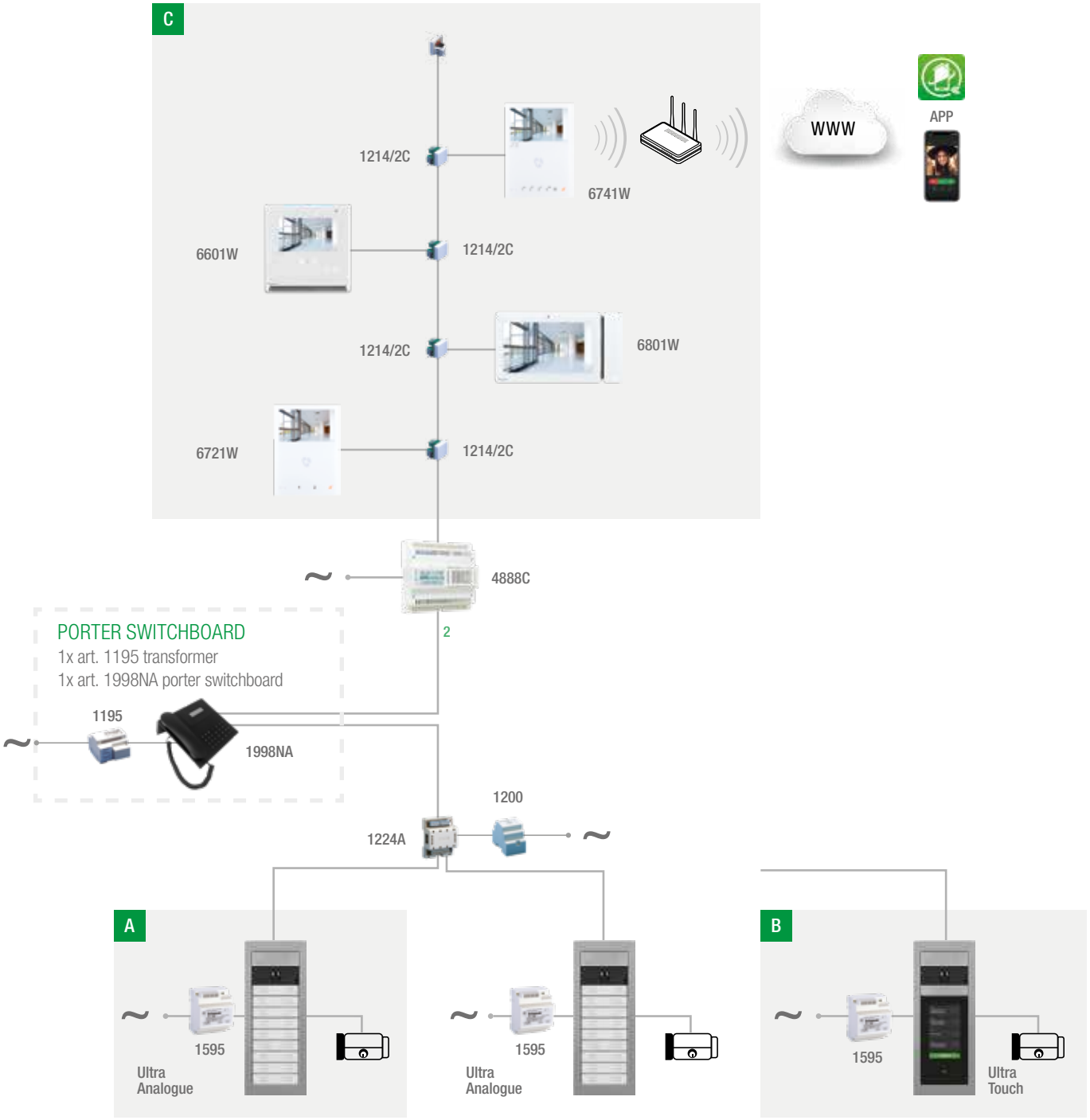

A ANALOGUE AUDIO/VIDEO ENTRANCE PANEL

For each additional entrance panel, one 1224A switching unit and one art.1200 powers supply unit must be provided (see layout).

C DOOR ENTRY MONITOR

ANALOGUE AUDIO/VIDEO ENTRANCE PANEL

	FLUSH-MOUNTED INSTALLATION								WALL-MOUNTED INSTALLATION													
Users	3110/1	3110/2	3110/3	3110/4	UT9161	UT9162	UT9163	UT9164	UT9171	UT9172	UT9173	UT9174	UT9176	UT9178	UT1020	UT9200	UT9211	UT9212	UT9221	UT9240	4888C	1595
PAGE	89	89	89	89	89	89	89	89	90	90	90	90	90	90	93	93	95	95	95	94	153	151
1	1				1				1						1		1				1	1
2	1				1				1						1			1			1	1
3		1				1				1					1	1	3		2		1	1
4		1				1				1					1	1	4		1		1	1
5		1				1				1					1	1	5				1	1
6		1				1				1					1	1		3	2		1	1
7-8		1				1				1					1	1		4	1		1	1
9-10		1				1				1					1	1		5			1	1
11-12			1				1				1				1	2		6	3		1	1
13-14			1				1				1				1	2		7	2		1	1
15-16			1				1				1				1	2		8	1		1	1
17-18			1				1				1				1	2		9			1	1
19-20				1				1				1			1	3		10	3		1	1
21-22				1				1				1			1	3		11	2		1	1
23-24				1				1				1			1	3		12	1		1	1
25-26				1				1				1			1	3		13			1	1
27-28			2				2						1		1	4		14	3	1	1	1
29-30			2				2						1		1	4		15	2	1	1	1
31-32			2				2						1		1	4		16	1	1	1	1
33-34			2				2						1		1	4		17		1	1	1
35-36			2				2						1		1	5		18	3		1	1
37-38			2				2						1		1	5		19	2		1	1
39-40			2				2						1		1	5		20	1		1	1
41-42			2				2						1		1	5		21			1	1
43-44				2				2						1	1	6		22	3	1	1	1
45-46				2				2						1	1	6		23	2	1	1	1
47-48				2				2						1	1	6		24	1	1	1	1
49-50				2				2						1	1	6		25		1	1	1

DOOR ENTRY MONITOR

6741W	6721W	6601W	6801W
78	78	74	72
1	1	1	1
2	2	2	2
3	3	3	3
4	4	4	4
5	5	5	5
6	6	6	6
7-8	7-8	7-8	7-8
9-10	9-10	9-10	9-10
11-12	11-12	11-12	11-12
13-14	13-14	13-14	13-14
15-16	15-16	15-16	15-16
17-18	17-18	17-18	17-18
19-20	19-20	19-20	19-20
21-22	21-22	21-22	21-22
23-24	23-24	23-24	23-24
25-26	25-26	25-26	25-26
27-28	27-28	27-28	27-28
29-30	29-30	29-30	29-30
31-32	31-32	31-32	31-32
33-34	33-34	33-34	33-34
35-36	35-36	35-36	35-36
37-38	37-38	37-38	37-38
39-40	39-40	39-40	39-40
41-42	41-42	41-42	41-42
43-44	43-44	43-44	43-44
45-46	45-46	45-46	45-46
47-48	47-48	47-48	47-48
49-50	49-50	49-50	49-50

B TOUCH AUDIO/VIDEO ENTRANCE PANEL

For each additional entrance panel, one 1224A switching unit and one art.1200 powers supply unit must be provided (see layout).

C DOOR ENTRY MONITOR

TOUCH AUDIO/VIDEO ENTRANCE PANEL

	FLUSH-MOUNTED INSTALLATION	WALL-MOUNTED INSTALLATION			
Users	UT1090	UT1090	UT9173	4888C	1595
PAGE	91	91	90	153	151
1-100	1	1	1	1	1

DOOR ENTRY MONITOR

6741W	6721W	6601W	6801W
78	78	74	72
1-100	1-100	1-100	1-100

NOTES

The flush-mount or wall-mount box is required for 6601W and 6801W.

Only n°1 4888C per system is required.

VIDEO ENTRY TECHNOLOGY

IP SYSTEMS

INTERNAL UNITS - VIP RANGE

	MAXI	ICONA	MINI	MINI HANDSFREE
PRODUCT CODE	**6802W - 6802B - 6842W***	**6602W - 6602B**	**6702W**	**6722W - 6742W***
FURTHER INFORMATION	Page 86	Page 88	Page 90	Page 92
TYPE	Door entry monitor	Door entry monitor	Door entry monitor	Door entry monitor
AUDIO	Handsfree	Handsfree	Handset	Handsfree
MONITOR	Touch screen 7" 16:9	Touch screen 4,3" 16:9	LCD 4,3" 16:9	LCD 4,3" 16:9
DIMENSIONS (LxHxD MM)	223x124x25	142,5x145,5x12	175x160x22	115x160x22
INSTALLATION (PRODUCTS)	Flush-mount (6817 box) Wall-mount (6820 support) Desk base (6812)	Flush-mount (6117 box) Wall-mount (6620 support) Desk base (6612A)	Wall-mount Desk base (6712V)	Wall-mount Desk base (6732V)
BUTTONS	8	15	4 (6733W 4 Additional)	8
VERSIONS	6802W White 6802B Black 6842W White Wi-Fi	6602W White 6602B Black	White	6722W White 6742W White Wi-Fi

EXTERNAL UNITS - VIP RANGE

	PATENT PENDING ULTRA	3ONE6	PATENTED SWITCH	VANDALCOM
PRODUCT CODE	**-**	**3454HD (TOUCH) 3452HD (SENSE)**	**-**	**-**
FURTHER INFORMATION	Page 102	Page 112	Page 116	Page 124
TYPE	Modular	Monolithic	Monolithic	Modular
MATERIAL	ABS, Plastic, Aluminium alloy	AISI 316 Stainless steel, 3 mm thick	Stainless steel 2,5 mm thick	Stainless steel 2,5 mm thick
IK VANDAL RESISTANCE RATING	IK08	IK08	IK08	IK10
WEATHER RESISTANCE	IP65	IP54	IP54	IP54
DISPLAY DIMENSIONS (INCHES)	-	8" (Touch), 3" (Sense)	182x342x4	-
INSTALLATION	Flush-mount / Wall-mount	Flush-mount / Wall-mount	Flush-mount / Wall-mount	Flush-mount / Wall-mount
BUTTONS	-	-	From 1 to 80	-
VERSIONS	Analogue Digital	Analogue Digital	Analogue	Analogue Digital

	EASYCOM	STYLE
	6203W - 6203B	**2633**
	Page 98	Page 100
	Door entry phone	Door entry phone
	Handsfree	Handset
	-	-
	90x160x28	95x215x58
	Wall-mount Desk base (6212)	Wall-mount Desk base (2642W)
	8	10
	6203W White 6203B Black	White



***REMOTE ANSWERING**

	ROMA	QUADRA	EMERGENCY
	-	**4899M**	**3460EA - 3460HEV, 3460HA - 3460HHV**
	Page 130	Page 136	Page 140
	Monolithic	Monolithic	Monolithic
	Brass 3 mm thick	Die-cast aluminium	AISI 316 stainless steel, 3mm thick
	-	IK08	IK08
	IP54	IP54	IP54
	-	95x195x23	180x229x3
	Flush-mount	Wall-mount	Flush-mount Wall-mount (3461 support)
	From 1 to 48	From 1 to 4	1
	Analogue	Analogue	Analogue

INSTALLATION LAYOUTS: VIDEO ENTRY PHONE SYSTEM CONSISTING OF 1 ANALOGUE AUDIO/VIDEO INPUT, 1 AUDIO/VIDEO RISER AND PORTER SWITCHBOARD

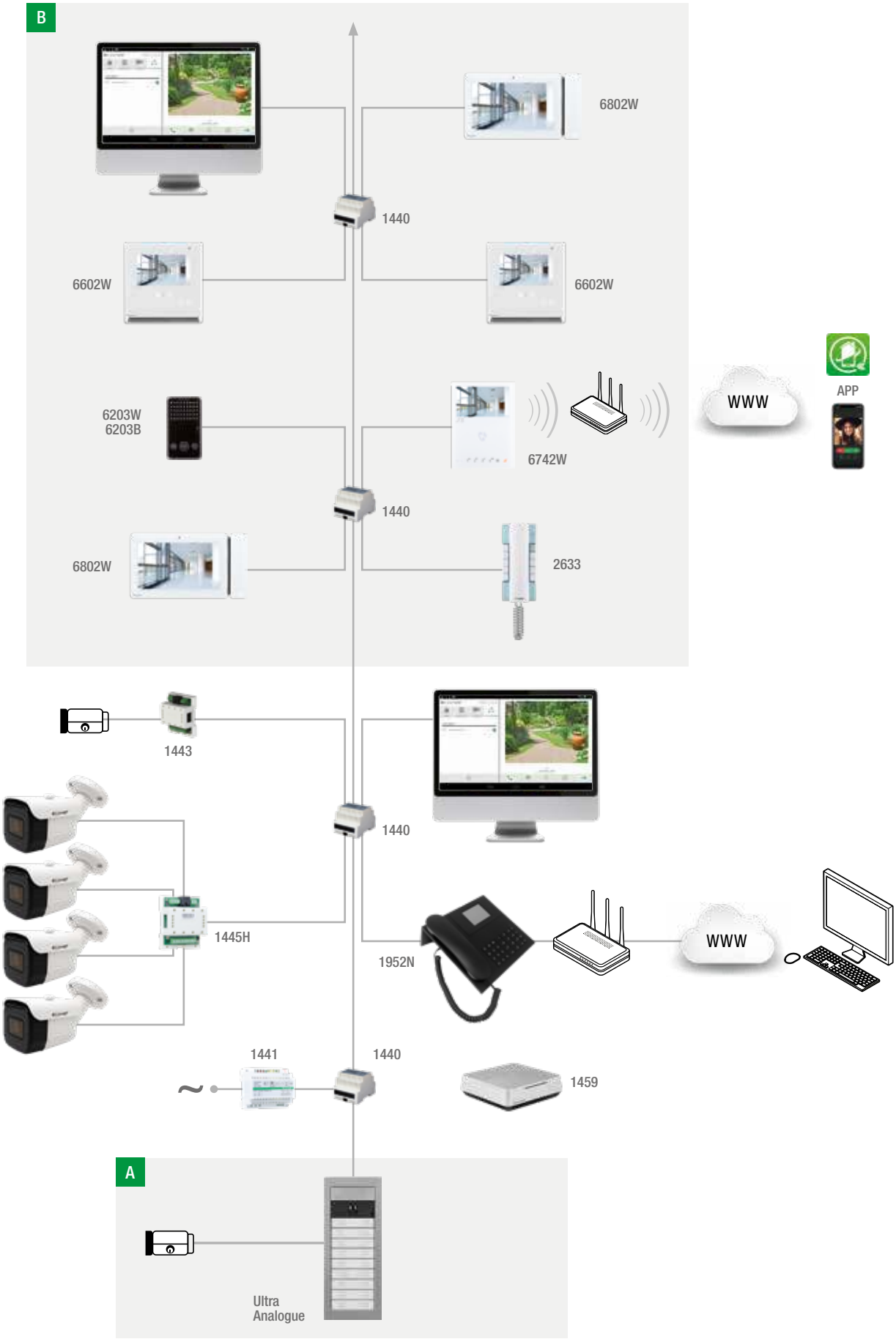

A MAIN AUDIO/VIDEO ENTRANCE PANEL

B INTERNAL UNITS

ANALOGUE AUDIO/VIDEO ENTRANCE PANEL

	FLUSH-MOUNTED INSTALLATION								WALL-MOUNTED INSTALLATION													
Users	3110/1	3110/2	3110/3	3110/4	UT9161	UT9162	UT9163	UT9164	UT9171	UT9172	UT9173	UT9174	UT9176	UT9178	UT8020*	UT9200	UT9211	UT9212	UT9221	UT9240	1441	1440
PAGE	89	89	89	89	89	89	89	89	90	90	90	90	90	90	93	93	95	95	95	94	149	149
1	1				1				1						1		1				1	1
2	1				1				1						1			1			1	1
3		1				1				1					1	1	3		2		1	1
4		1				1				1					1	1	4		1		1	1
5		1				1				1					1	1	5				1	2
6		1				1				1					1	1		3	2		1	2
7-8		1				1				1					1	1		4	1		1	3
9-10		1				1				1					1	1		5			1	3
11-12			1				1				1				1	2		6	3		1	4
13-14			1				1				1				1	2		7	2		1	4
15-16			1				1				1				1	2		8	1		1	5
17-18			1				1				1				1	2		9			1	5
19-20				1				1				1			1	3		10	3		1	6
21-22				1				1				1			1	3		11	2		1	6
23-24				1				1				1			1	3		12	1		1	7
25-26				1				1				1			1	3		13			1	7
27-28			2				2						1		1	4		14	3	1	2	8
29-30			2				2						1		1	4		15	2	1	2	8
31-32			2				2						1		1	4		16	1	1	2	9
33-34			2				2						1		1	4		17		1	2	9
35-36			2				2						1		1	5		18	3		2	10
37-38			2				2						1		1	5		19	2		2	10
39-40			2				2						1		1	5		20	1		2	11
41-42			2				2						1		1	5		21			2	11
43-44				2				2						1	1	6		22	3	1	2	12
45-46				2				2						1	1	6		23	2	1	2	12
47-48				2				2						1	1	6		24	1	1	2	13
49-50				2				2						1	1	6		25		1	2	13

INTERNAL UNITS

6602W	6802W	6203W 6203B	2633	6742W
74	72	84	86	78
1	1	1	1	1
2	2	2	2	2
3	3	3	3	3
4	4	4	4	4
5	5	5	5	5
6	6	6	6	6
7-8	7-8	7-8	7-8	7-8
9-10	9-10	9-10	9-10	9-10
11-12	11-12	11-12	11-12	11-12
13-14	13-14	13-14	13-14	13-14
15-16	15-16	15-16	15-16	15-16
17-18	17-18	17-18	17-18	17-18
19-20	19-20	19-20	19-20	19-20
21-22	21-22	21-22	21-22	21-22
23-24	23-24	23-24	23-24	23-24
25-26	25-26	25-26	25-26	25-26
27-28	27-28	27-28	27-28	27-28
29-30	29-30	29-30	29-30	29-30
31-32	31-32	31-32	31-32	31-32
33-34	33-34	33-34	33-34	33-34
35-36	35-36	35-36	35-36	35-36
37-38	37-38	37-38	37-38	37-38
39-40	39-40	39-40	39-40	39-40
41-42	41-42	41-42	41-42	41-42
43-44	43-44	43-44	43-44	43-44
45-46	45-46	45-46	45-46	45-46
47-48	47-48	47-48	47-48	47-48
49-50	49-50	49-50	49-50	49-50

NOTES

Reserve one output of switch art. 1440 for every additional device
The flush-mount or wall-mount box is required for 6602W and 6802W.

PORTER SWITCHBOARD ART. 1952N
PORTER SWITCHBOARD PC SOFTWARE ART. 1448
ACTUATOR MODULE ART. 1443
CAMERA MODULE 1445H
COMELIT IP CAMERAS 100 SERIES MODEL
CALL LOG ART. 1459
PC DOOR ENTRY MONITOR ART. 1454

INSTALLATION LAYOUTS: VIDEO ENTRY PHONE SYSTEM CONSISTING OF 1 DIGITAL AUDIO/VIDEO INPUT AND 1 AUDIO/VIDEO RISER

IP
ViP

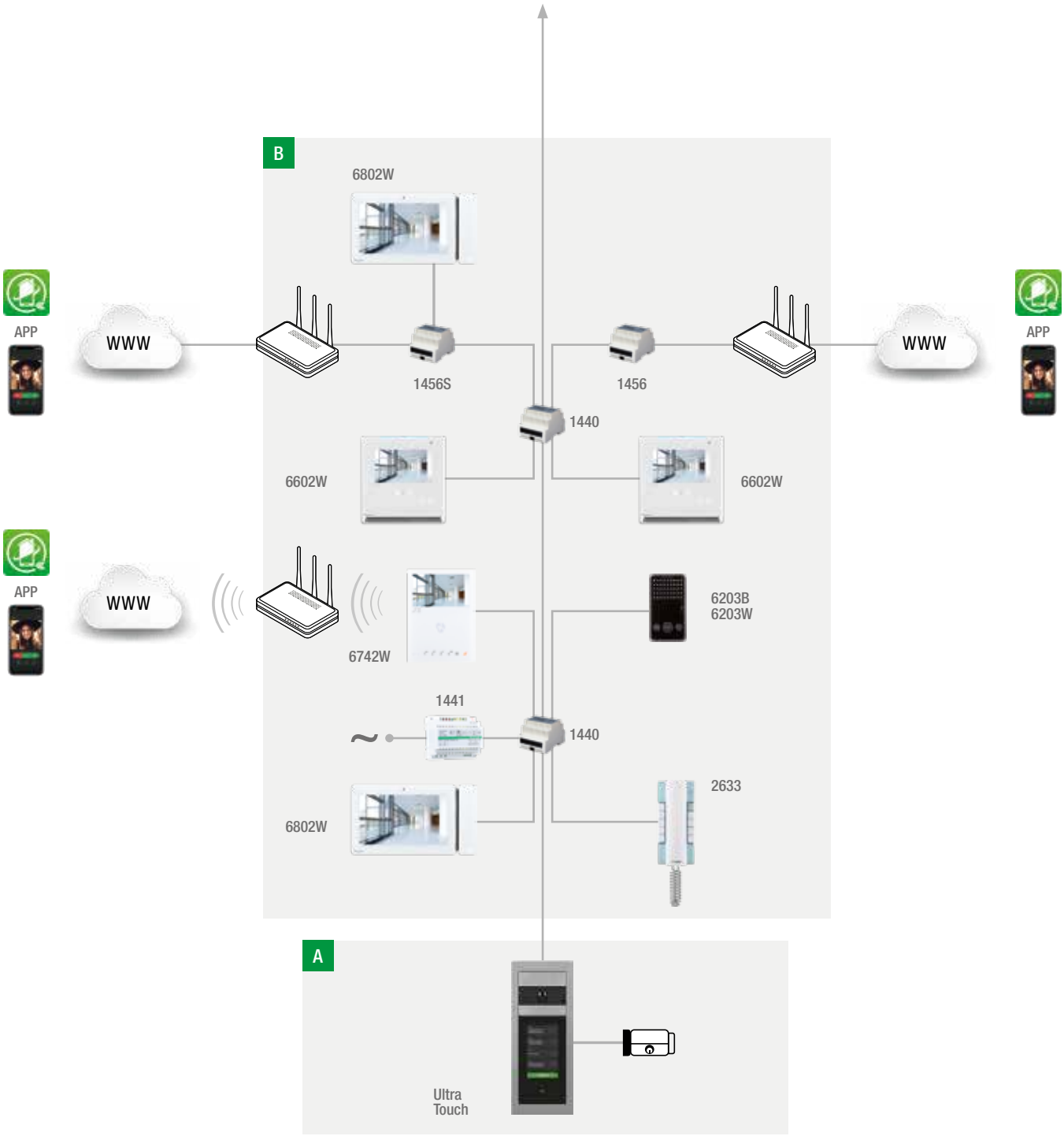

A MAIN AUDIO/VIDEO ENTRANCE PANEL

B INTERNAL UNITS

ANALOGUE AUDIO/VIDEO ENTRANCE PANEL

	FLUSH-MOUNTED INSTALLATION	WALL-MOUNTED INSTALLATION			
Users	UT8090	UT8090	UT9173	1441	1440
PAGE	91	91	90	149	149
1	1	1	1	1	1
2	1	1	1	1	1
3	1	1	1	1	1
4	1	1	1	1	1
5	1	1	1	1	2
6	1	1	1	1	2
7-8	1	1	1	1	3
9-10	1	1	1	1	3
11-12	1	1	1	1	4
13-14	1	1	1	1	4
15-16	1	1	1	1	5
17-18	1	1	1	1	5
19-20	1	1	1	1	6
21-22	1	1	1	1	6
23-24	1	1	1	1	7
25-26	1	1	1	1	7
27-28	1	1	1	2	8
29-30	1	1	1	2	8
31-32	1	1	1	2	9
33-34	1	1	1	2	9
35-36	1	1	1	2	10
37-38	1	1	1	2	10
39-40	1	1	1	2	11
41-42	1	1	1	2	11
43-44	1	1	1	2	12
45-46	1	1	1	2	12
47-48	1	1	1	2	13
49-50	1	1	1	2	13
51-52	1	1	1	3	14
53-54	1	1	1	3	14
55-56	1	1	1	3	15
57-58	1	1	1	3	15
59-60	1	1	1	3	16
61-62	1	1	1	3	16
63-64	1	1	1	3	17
65-66	1	1	1	3	17
67-68	1	1	1	3	18
69-70	1	1	1	3	18
71-72	1	1	1	3	19
73-74	1	1	1	3	19
75-76	1	1	1	3	20
77-78	1	1	1	4	20
79-80	1	1	1	4	21
81-82	1	1	1	4	21
83-84	1	1	1	4	22
85-86	1	1	1	4	22
87-88	1	1	1	4	23
89-90	1	1	1	4	23
91-92	1	1	1	4	24
93-94	1	1	1	4	24
95-96	1	1	1	4	25
97-98	1	1	1	4	25
99-100	1	1	1	4	26

INTERNAL UNITS

6602W	6802W	6203W 6203B	2633	6742W
74	72	84	86	78
1	1	1	1	1
2	2	2	2	2
3	3	3	3	3
4	4	4	4	4
5	5	5	5	5
6	6	6	6	6
7-8	7-8	7-8	7-8	7-8
9-10	9-10	9-10	9-10	9-10
11-12	11-12	11-12	11-12	11-12
13-14	13-14	13-14	13-14	13-14
15-16	15-16	15-16	15-16	15-16
17-18	17-18	17-18	17-18	17-18
19-20	19-20	19-20	19-20	19-20
21-22	21-22	21-22	21-22	21-22
23-24	23-24	23-24	23-24	23-24
25-26	25-26	25-26	25-26	25-26
27-28	27-28	27-28	27-28	27-28
29-30	29-30	29-30	29-30	29-30
31-32	31-32	31-32	31-32	31-32
33-34	33-34	33-34	33-34	33-34
35-36	35-36	35-36	35-36	35-36
37-38	37-38	37-38	37-38	37-38
39-40	39-40	39-40	39-40	39-40
41-42	41-42	41-42	41-42	41-42
43-44	43-44	43-44	43-44	43-44
45-46	45-46	45-46	45-46	45-46
47-48	47-48	47-48	47-48	47-48
49-50	49-50	49-50	49-50	49-50
51-52	51-52	51-52	51-52	51-52
53-54	53-54	53-54	53-54	53-54
55-56	55-56	55-56	55-56	55-56
57-58	57-58	57-58	57-58	57-58
59-60	59-60	59-60	59-60	59-60
61-62	61-62	61-62	61-62	61-62
63-64	63-64	63-64	63-64	63-64
65-66	65-66	65-66	65-66	65-66
67-68	67-68	67-68	67-68	67-68
69-70	69-70	69-70	69-70	69-70
71-72	71-72	71-72	71-72	71-72
73-74	73-74	73-74	73-74	73-74
75-76	75-76	75-76	75-76	75-76
77-78	77-78	77-78	77-78	77-78
79-80	79-80	79-80	79-80	79-80
81-82	81-82	81-82	81-82	81-82
83-84	83-84	83-84	83-84	83-84
85-86	85-86	85-86	85-86	85-86
87-88	87-88	87-88	87-88	87-88
89-90	89-90	89-90	89-90	89-90
91-92	91-92	91-92	91-92	91-92
93-94	93-94	93-94	93-94	93-94
95-96	95-96	95-96	95-96	95-96
97-98	97-98	97-98	97-98	97-98
99-100	99-100	99-100	99-100	99-100

NOTES

Variants for Users who have the Comelit APP for receiving video entry phone calls on a smartphone, whether locally over WiFi or remotely via 3G.

USER WITH MONITOR
1 x slave Gateway art. 1456S
1 x Monitor chosen by the user (see table above)
Comelit APP available to download free of charge

USER WITHOUT MONITOR
1 x slave Gateway art. 1456
Comelit APP available to download free of charge

The flush-mount or wall-mount box is required for 6602W and 6802W.

INSTALLATION LAYOUTS: VIDEO ENTRY PHONE SYSTEM CONSISTING OF 2 INPUTS: 1 AUDIO/VIDEO INPUT AND 1 AUDIO INPUT, 1 AUDIO/VIDEO RISER

IP
ViP

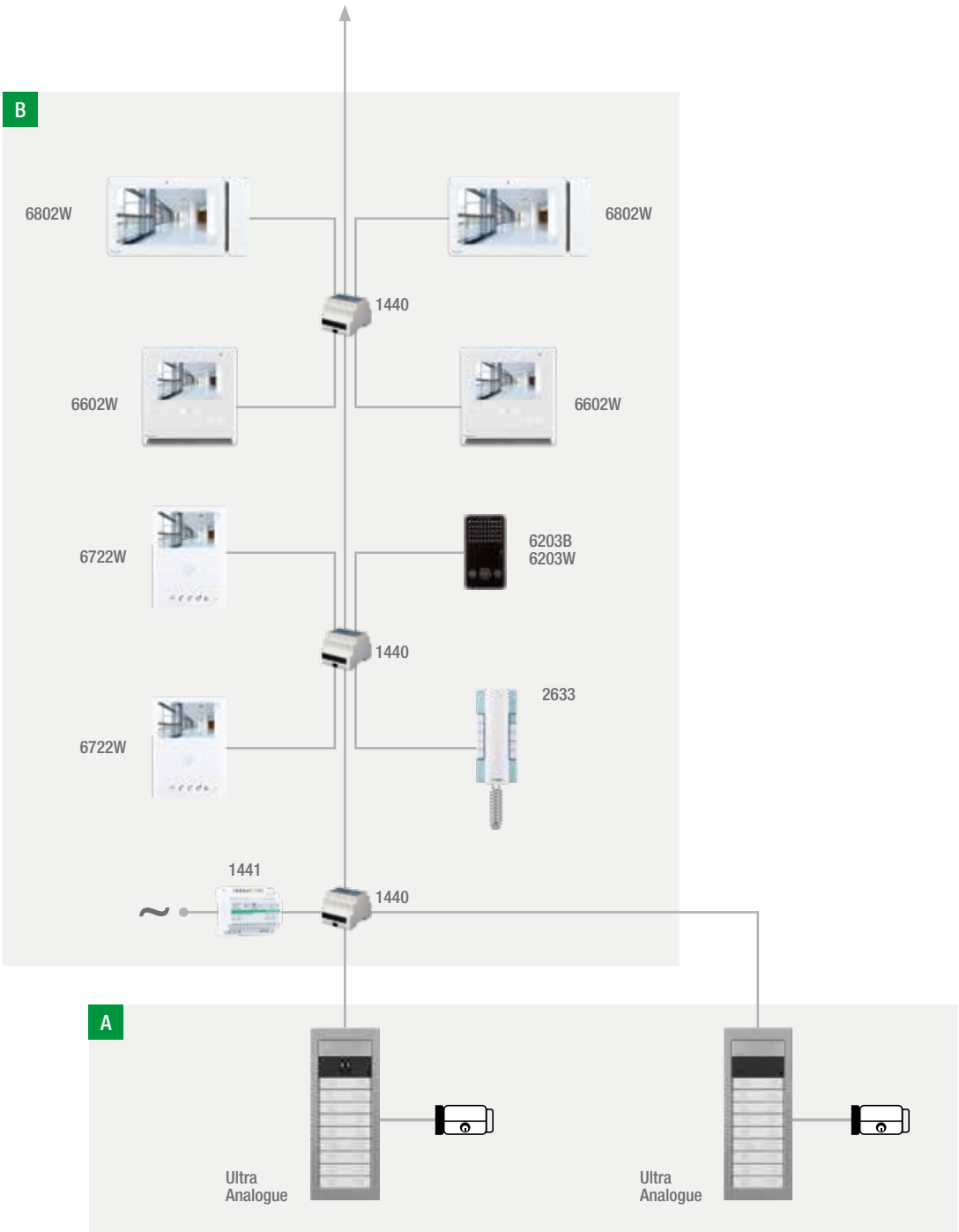

A ANALOGUE AUDIO/VIDEO ENTRANCE PANEL AND ANALOGUE AUDIO ENTRANCE PANEL

B INTERNAL UNITS

ANALOGUE AUDIO/VIDEO ENTRANCE PANEL AND ANALOGUE AUDIO ENTRANCE PANE

	FLUSH-MOUNTED INSTALLATION								WALL-MOUNTED INSTALLATION														
Users	3110/1	3110/2	3110/3	3110/4	UT9161	UT9162	UT9163	UT9164	UT9171	UT9172	UT9173	UT9174	UT9176	UT9178	UT8020*	UT8010*	UT9200	UT9211	UT9212	UT9221	UT9240	1441	1440
PAGE	89	89	89	89	89	89	89	89	90	90	90	90	90	90	93	92	93	95	95	95	94	149	149
1	2				2				2						1	1		2				1	1
2	2				2				2						1	1			2			1	1
3		2				2				2					1	1	2	6		4		1	1
4		2				2				2					1	1	2	8		2		1	1
5		2				2				2					1	1	2	10				1	2
6		2				2				2					1	1	2		6	4		1	2
7-8		2				2				2					1	1	2		8	2		1	3
9-10		2				2				2					1	1	2		10			1	3
11-12			2				2				2				1	1	4		12	6		1	4
13-14			2				2				2				1	1	4		14	4		1	4
15-16			2				2				2				1	1	4		16	2		1	5
17-18			2				2				2				1	1	4		18			1	5
19-20				2				2				2			1	1	6		20	6		1	6
21-22				2				2				2			1	1	6		22	4		1	6
23-24				2				2				2			1	1	6		24	2		1	7
25-26				2				2				2			1	1	6		26			1	7
27-28			4				4						2		1	1	8		28	6	2	2	8
29-30			4				4						2		1	1	8		30	4	2	2	8
31-32			4				4						2		1	1	8		32	2	2	2	9
33-34			4				4						2		1	1	8		34		2	2	9
35-36			4				4						2		1	1	10		36	6		2	10
37-38			4				4						2		1	1	10		38	4		2	10
39-40			4				4						2		1	1	10		40	2		2	11
41-42			4				4						2		1	1	10		42			2	11
43-44				4				4						2	1	1	12		44	6	2	2	12
45-46				4				4						2	1	1	12		46	4	2	2	12
47-48				4				4						2	1	1	12		48	2	2	2	13
49-50				4				4						2	1	1	12		50		2	2	13

INTERNAL UNITS

6602W	6203W 6203B	2633	6722W	6802W
74	84	86	78	72
1	1	1	1	1
2	2	2	2	2
3	3	3	3	3
4	4	4	4	4
5	5	5	5	5
6	6	6	6	6
7-8	7-8	7-8	7-8	7-8
9-10	9-10	9-10	9-10	9-10
11-12	11-12	11-12	11-12	11-12
13-14	13-14	13-14	13-14	13-14
15-16	15-16	15-16	15-16	15-16
17-18	17-18	17-18	17-18	17-18
19-20	19-20	19-20	19-20	19-20
21-22	21-22	21-22	21-22	21-22
23-24	23-24	23-24	23-24	23-24
25-26	25-26	25-26	25-26	25-26
27-28	27-28	27-28	27-28	27-28
29-30	29-30	29-30	29-30	29-30
31-32	31-32	31-32	31-32	31-32
33-34	33-34	33-34	33-34	33-34
35-36	35-36	35-36	35-36	35-36
37-38	37-38	37-38	37-38	37-38
39-40	39-40	39-40	39-40	39-40
41-42	41-42	41-42	41-42	41-42
43-44	43-44	43-44	43-44	43-44
45-46	45-46	45-46	45-46	45-46
47-48	47-48	47-48	47-48	47-48
49-50	49-50	49-50	49-50	49-50

NOTES

The flush-mount or wall-mount box is required for 6602W and 6802W.

INSTALLATION LAYOUTS: VIDEO ENTRY PHONE SYSTEM CONSISTING OF 5 AUDIO/VIDEO INPUTS, 1 PORTER SWITCHBOARD. SYSTEM CAN BE EXPANDED WITH FIBRE OPTIC

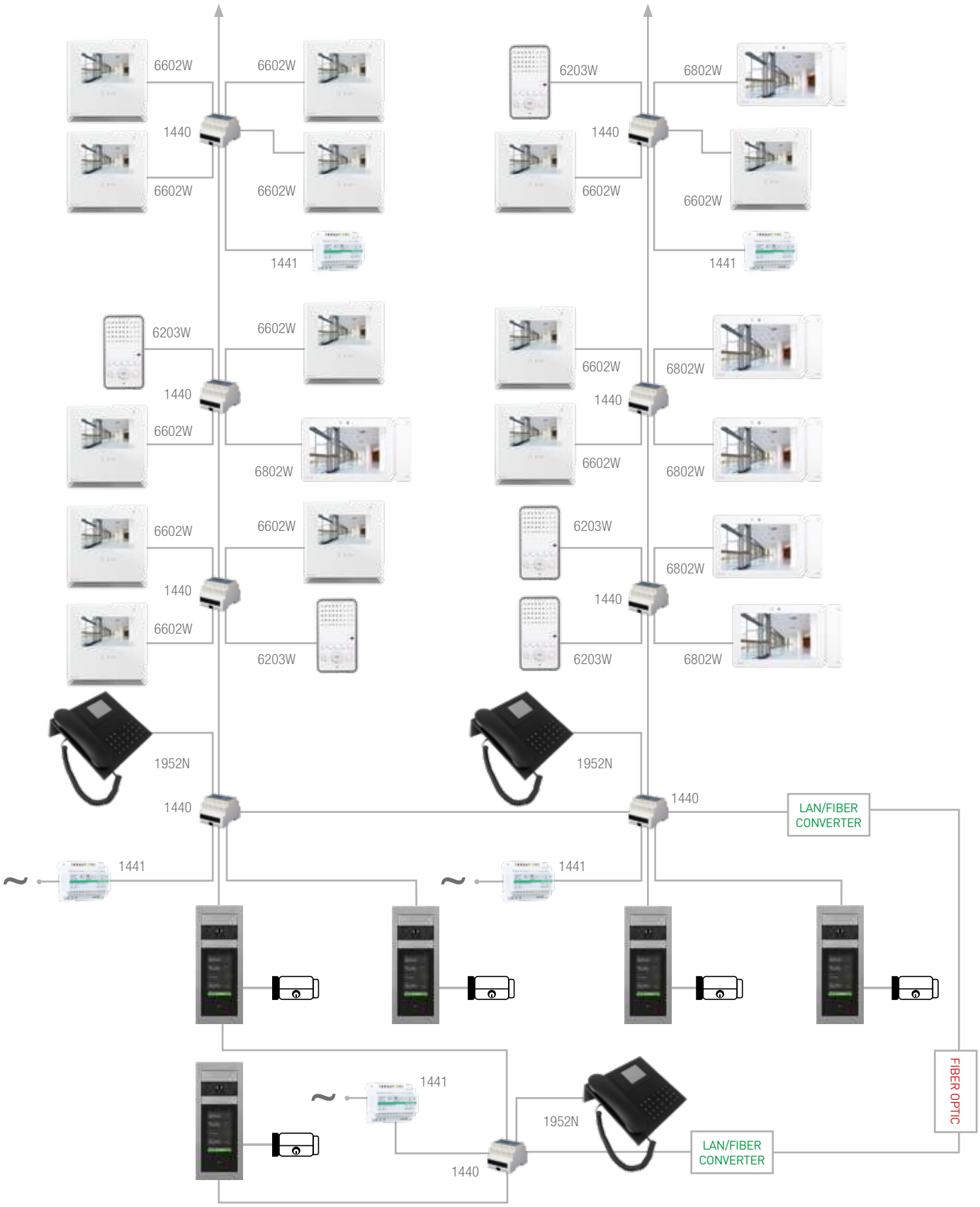

6801W 6802W 6802B 6842W

MAXI - 7” HANDSFREE DOOR ENTRY MONITOR

GERMAN DESIGN AWARD SPECIAL 2017

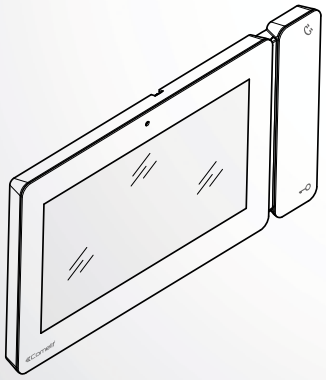

223x124x25 (LxHxD MM)

7-inch 16/9 screen. Shiny surface in transparent scratch-resistant polycarbonate. Edges with matt brushed metal finish. Just 12 mm thick. Maxi combines a stylish, minimal design with the utmost simplicity in terms of usage, through functions activated via sensitive touch technology and a touch-screen monitor featuring capacitive technology (ViP version). Available in semi-flush, surface-mount and desk base versions.

Installation systems

SIMPLEBUS2 ViP

Technical Manual

AVAILABLE VERSIONS

WHITE

6801W
6802W
6842W

BLACK

6802B

ACCESSORIES

6817 FLUSH-MOUNTED BOX FOR MAXI MONITOR
Flush-mounted box in black ABS. Dimensions: 212x115x50mm

6820 S2 & VIP MAXI MONITOR WALL SUPPORT
Wall support for Maxi monitor in ABS UV resistant. White RAL 9003 colour.

6812 DESK BASE FOR MAXI MONITOR
Desk base for desktop conversion of Maxi monitor. Dimensions: 105x75x110mm.

FEATURES AND FUNCTIONS

	6801W	6802W	6802B	6842W
GENERAL FEATURES				
Product weight (g)	700	700	700	700
Product colour	White RAL9003, grey base RAL7001	White RAL9003, grey base RAL7001	Black RAL9005, grey base RAL7001	White RAL9003, grey base RAL7001
Material	ABS, Glass	ABS, Glass	ABS, Glass	ABS, Glass
Flush-mounted	Yes, with special accessory	Yes, with special accessory	Yes, with special accessory	Yes, with special accessory
Wall-mounted	Yes, with special accessory	Yes, with special accessory	Yes, with special accessory	Yes, with special accessory
Desk base-mounted	Yes, with special accessory	Yes, with special accessory	Yes, with special accessory	Yes, with special accessory
COMPATIBLE SYSTEMS				
Audio/Video Simplebus 2 with 4888C power supply uni	Yes	-	-	-
Audio/video Simplebus 2 with 1210/1210A power supply uni	Yes	-	-	-
Kit Audio/video Simplebus 2 with 1209 power supply uni	Yes	-	-	-
ViP system	-	Yes	Yes	Yes
DISPLAY SPECIFICATIONS				
Size (inches)	7	7	7	7
Aspect ratio	16:9	16:9	16:9	16:9
Resolution (pixels)	800x480	800x480	800x480	800x480
On-screen menu (OSD)	-	Yes with resistive touchscreen	Yes with resistive touchscreen	Yes with resistive touchscreen
AUDIO SPECIFICATIONS				
Type	Handsfree	Handsfree	Handsfree	Handsfree
Magnetic induction function	Yes (6801W/BM)	Yes	Yes	Yes
Microphone	4mm (ø), omnidirectional	4mm (ø), omnidirectional	4mm (ø), omnidirectional	4mm (ø), omnidirectional
Loudspeaker	80mm (ø), 80 ohm, 1W	80mm (ø), 80 ohm, 1W	80mm (ø), 80 ohm, 1W	80mm (ø), 80 ohm, 1W
Technologies implemented	Full-duplex	Full-duplex	Full-duplex	Full-duplex
ELECTRICAL SPECIFICATIONS				
Type of power supply	Power supply from video door entry bus	PoE	PoE	PoE
Power supply voltage	22÷34VDC (bus)	-	-	-
POE power supply	-	Standard IEEE 802.3af, Comelit PoE (56VDC)	Standard IEEE 802.3af, Comelit PoE (56VDC)	Standard IEEE 802.3af, Comelit PoE (56VDC)
Absorption in standby (W)	1	1,8	2,64	2,75
Maximum absorption (W)	11,2	3,4	3,52	4,83
HARDWARE SPECIFICATIONS				
Type buttons	Capacitive	Capacitive	Capacitive	Capacitive
Service buttons	Lock-release, Answer, Silent (Privacy), Door open	Lock-release, Answer, Silent (Privacy), Menu, Messages, Door open	Lock-release, Answer, Silent (Privacy), Menu, Messages, Door open	Lock-release, Answer, Silent (Privacy), Menu, Messages, Door open
N° of programmable buttons for additional functions	4	2	2	2
Terminals	L L - + CFP1 CFP2 S+ S- IN1 IN2	CFP1 IN1 AL PAN OUT1 S+ S- 0V	CFP1 IN1 AL PAN OUT1 S+ S- 0V	CFP1 IN1 AL PAN OUT1 S+ S- 0V
Removable terminals	Yes	Yes	Yes	Yes
Number of inputs	2	1	1	1
Number of outputs	1	1	1	1
Memory card supported	-	Micro-SD (not supplied)	Micro-SD (not supplied)	Micro-SD (not supplied)
Communication ports	-	RJ45 (Ethernet)	RJ45 (Ethernet)	RJ45 (Ethernet)
ADJUSTMENTS				
Loudspeaker volume	Yes	Yes	Yes	Yes
Ringtone volume	Yes	Yes	Yes	Yes
Microphone volume	Yes	Yes	Yes	Yes
Display brightness	Yes	Yes	Yes	Yes
Screen contrast	Yes	Yes	Yes	Yes
Screen colour	Yes	Yes	Yes	Yes
Display backlighting	-	Yes	Yes	Yes
NETWORK AND PROTOCOLS OF COMUNICATION				
Type of LAN	-	Ethernet 10/100 Mbit/s, IEEE 802.3, IEEE 802.3u (Fast Ethernet)	Ethernet 10/100 Mbit/s, IEEE 802.3, IEEE 802.3u (Fast Ethernet)	Ethernet 10/100 Mbit/s, IEEE 802.3, IEEE 802.3u (Fast Ethernet)
Type of Wi-Fi connection	-	-	-	IEEE 802.11 b/g/n, 2.4 Ghz, 13 canali
Encryption method and supported authentication	-	-	-	Reti OPEN WPA-PSK, TKIP WPA2-PSK, AES WEP 64 bits (codes with 5 ASCII digits or 10 hexadecimals), WEP 128 bits (codes with 13 ASCII digits or 26 hexadecimals), Authentication WPS (supported for WPA2-PSK)
IP address assignment	-	Auto IP, DHCP, Static	Auto IP, DHCP, Static	DHCP
IoT connection to Comelit Cloud	-	-	-	Yes
Firmware updating via Comelit Cloud	-	-	-	Yes
ENVIRONMENTAL AND CONFORMITY SPECIFICATIONS				
IP protection rating	IP30	IP30	IP30	IP30
Operating temperature (°C)	5 ÷ 40	5 ÷ 40	5 ÷ 40	5 ÷ 40
RH max operating humidity (%)	25 ÷ 75	25 ÷ 75	25 ÷ 75	25 ÷ 75
Environmental class	I	I	I	I
Conformity and Certifications	RoHS II - 2011/65/UE (EN 50581:2012), EMC 2014/30/UE (EN 61000-6-1:2007, EN 61000-6-3:2007+A1:2011)	RoHS II - 2011/65/UE (EN 50581:2012), EMC 2014/30/UE (EN 61000-6-1:2007, EN 61000-6-3:2007+A1:2011)	RoHS II - 2011/65/UE (EN 50581:2012), EMC 2014/30/UE (EN 61000-6-1:2007, EN 61000-6-3:2007+A1:2011)	RoHS II - 2011/65/UE (EN 50581:2012), RED 2014/53/UE (EN 60950-1:2006+A11 :2009+A1:2010+A12:2011, +A2:2013, EN 62311:2008, EN 61000-6-1:2007, EN 61000-6-3:2007 + A1:2011, ETSI EN 301 489-1 V2.2.0, ETSI EN 301 489-17 V3.2.0, ETSI EN 300 328 V2.1.1)
MAIN FUNCTIONS				
Compatible with Comelit app	-	-	-	Yes
Door lock release	Yes	Yes	Yes	Yes
Self-ignition	Yes	Yes	Yes	Yes
Intercom calls	Yes	Yes	Yes	Yes
Actuator control	Yes	Yes	Yes	Yes
Switchboard call	Yes	Yes	Yes	Yes
Input for floor door call	Yes	Yes	Yes	Yes
Output for call repetition	Yes	Yes	Yes	Yes
Silent mode (Privacy)	Yes	Yes	Yes	Yes
Video memory	-	Yes	Yes	Yes
Door opening upon call (Doctor)	Yes	Yes	Yes	Yes
Automatic answer (hands-free)	Yes	Yes	Yes	Yes
Door open alert	Yes	Yes	Yes	Yes
Call divert	Yes	Yes	Yes	Yes
Multiple addresses	Yes	-	-	-
Customisable ringtone	Yes	Yes	Yes	Yes
Date/time display	-	Yes	Yes	Yes
Alarm call transmission	Yes	Yes	Yes	Yes
Sending emails on event	-	Yes	Yes	Yes
Receipt of ViP messages	-	Yes	Yes	Yes
Function anti-burglary Vip	-	Yes	Yes	Yes

6601W 6602W 6602B

ICONA - 4.3” HANDSFREE DOOR ENTRY MONITOR

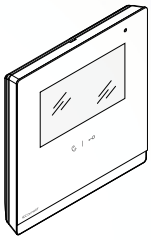

WITH FLUSH-MOUNT BOX: 142,5x147x23 (LxHxD MM)
WALL-MOUNT 142,5X147,5X12 (LxHxD MM)

Flush-mounted (in box Art. 6117) or wall-mounted (with bracket Art. 6620) colour monitor with 4.3” 16/9 screen, Full-Duplex hands-free audio and touch-sensitive controls. Allows adjustment of brightness level, contrast, audio volume and ringtone volume. Ringtones can be customised by selecting from the various melodies provided. Fitted as standard with a key button, enable/disable audio button with corresponding indicator LEDs and a further 7 programmable buttons for self-ignition, privacy service and other programmable functions. It is normally used for floor door call and call repetition management, and comes complete with 2 x 8-position DIP SWITCHES for user code programming and button programming. Equipped with riser distribution terminal Art. 1214/2C. The monitor can only be used in 2-wire Simplebus2 Colour systems. Dimensions 142.5x147x23 mm.

Installation systems

SIMPLEBUS2 ViP

Technical Manual

AVAILABLE VERSIONS

WHITE

6601W
6602W

BLACK

6602B

ACCESSORIES

6117

FLUSH-MOUNTED BOX FOR ICONA
The accessory can be used for the tilt-adjustment fitting of art. 6122.
Dimensions: 132X132X50 mm.

6617

FLUSH-MOUNTED BOX FOR PLASTERBOARD. ICONA
Flush-mount box allowing mounting of Icona series monitors on plasterboard and/or cement walls.
Dimensions: 129x129x50 mm

6118

MAXI, PLANUX, SMART, ICONA CLIPS FOR DRYWALL
Installation kit for drywall for Maxi, Planux, Smart and Icona monitors.

6620

WALL BRACKET FOR ICONA MONITOR
Wall bracket for Icona monitor. Colour: White. Dimensions: 136.6x141.6x13.8mm.

6612A

DESK BASE FOR ICONA MONITOR
Desk base installation accessory for Icona monitor. Dimensions 105x70x110mm.

FEATURES AND FUNCTIONS			
	6601W	**6602W**	**6602B**
GENERAL FEATURES			
Product weight (g)	500	500	500
Product colour	White RAL9003, grey base RAL7001	White RAL9003, grey base RAL7001	Black RAL9005, grey base RAL7001
Material	ABS, Glass	ABS, Glass	ABS, Glass
Flush-mounted	Yes, with special accessory	Yes, with special accessory	Yes, with special accessory
Wall-mounted	Yes, with special accessory	Yes, with special accessory	Yes, with special accessory
Desk base-mounted	Yes, with special accessory	Yes, with special accessory	Yes, with special accessory
COMPATIBLE SYSTEMS			
Audio/Video Simplebus 2 with 4888C power supply uni	Yes	-	-
Audio/video Simplebus 2 with 1210/1210A power supply uni	Yes	-	-
Kit Audio/video Simplebus 2 with 1209 power supply uni	Yes	-	-
ViP system	-	Yes	Yes
DISPLAY SPECIFICATIONS			
Size (inches)	4,3	4,3	4,3
Aspect ratio	16:9	16:9	16:9
Resolution (pixels)	480x272	480x272	480x272
On-screen menu (OSD)	-	Yes with resistive touchscreen	Yes with resistive touchscreen
AUDIO SPECIFICATIONS			
Type	Handsfree	Handsfree	Handsfree
Magnetic induction function	Yes (6601W/BM)	Yes	Yes
Microphone	6mm (ø), omnidirectional	6mm (ø), omnidirectional	6mm (ø), omnidirectional
Loudspeaker	40 (ø) x 20 (H) mm, 8 ohm, 2W	40 (ø) x 20 (H) mm, 8 ohm, 2W	40 (ø) x 20 (H) mm, 8 ohm, 2W
Technologies implemented	Full-duplex	Full-duplex	Full-duplex
ELECTRICAL SPECIFICATIONS			
Type of power supply	Power supply from video door entry bus	PoE	PoE
Power supply voltage	22÷34VDC (bus)	-	-
POE power supply	-	Standard IEEE 802.3af, Comelit PoE (56VDC)	Standard IEEE 802.3af, Comelit PoE (56VDC)
Absorption in standby (W)	-	2,64	2,64
Maximum absorption (W)	10,8	3,52	3,52
HARDWARE SPECIFICATIONS			
Type buttons	Capacitive	Capacitive	Capacitive
Service buttons	Lock-release, Answer, Silent (Privacy), Door open	Lock-release, Answer, Silent (Privacy), Menu, Messages, Door open	Lock-release, Answer, Silent (Privacy), Menu, Messages, Door open
N° of programmable buttons for additional functions	5	3	3
Terminals	L L - + CFP1 CFP2 S+ S- IN1 IN2	OUT1 V- PAN AL V- CFP OP- OP+ S- S+	OUT1 V- PAN AL V- CFP OP- OP+ S- S+
Removable terminals	Yes	Yes	Yes
Number of inputs	2	3	3
Number of outputs	-	1	1
Memory card supported	-	Micro-SD (not supplied)	Micro-SD (not supplied)
Communication ports	-	RJ45 (Ethernet)	RJ45 (Ethernet)
ADJUSTMENTS			
Loudspeaker volume	Yes	Yes	Yes
Ringtone volume	Yes	Yes	Yes
Display brightness	Yes	Yes	Yes
Screen contrast	Yes	Yes	Yes
NETWORK AND PROTOCOLS OF COMUNICATION			
Type of LAN	-	Ethernet 10/100 Mbit/s, IEEE 802.3, IEEE 802.3u (Fast Ethernet)	Ethernet 10/100 Mbit/s, IEEE 802.3, IEEE 802.3u (Fast Ethernet)
Type of Wi-Fi connection	-	Auto IP, DHCP, Static	Auto IP, DHCP, Static
ENVIRONMENTAL AND CONFORMITY SPECIFICATIONS			
IP protection rating	IP30	IP30	IP30
Operating temperature (°C)	5 ÷ 40	5 ÷ 40	5 ÷ 40
RH max operating humidity (%)	25 ÷ 75	25 ÷ 75	25 ÷ 75
Environmental class	I	I	I
Conformity and Certifications	RoHS II - 2011/65/UE (EN 50581:2012), EMC 2014/30/UE (EN 61000-6-1:2007, EN 61000-6-3:2007+A1:2011)	RoHS II - 2011/65/UE (EN 50581:2012), EMC 2014/30/UE (EN 61000-6-1:2007, EN 61000-6-3:2007+A1:2011)	RoHS II - 2011/65/UE (EN 50581:2012), EMC 2014/30/UE (EN 61000-6-1:2007, EN 61000-6-3:2007+A1:2011)
MAIN FUNCTIONS			
Door lock release	Yes	Yes	Yes
Self-ignition	Yes	Yes	Yes
Intercom calls	Yes	Yes	Yes
Actuator control	Yes	Yes	Yes
Switchboard call	Yes	Yes	Yes
Input for floor door call	Yes	Yes	Yes
Output for call repetition	Yes	Yes	Yes
Silent mode (Privacy)	Yes	Yes	Yes
Video memory	-	Yes	Yes
Door opening upon call (Doctor)	Yes	Yes	Yes
Automatic answer (hands-free)	Yes	Yes	Yes
Door open alert	Yes	Yes	Yes
Multiple addresses	-	Yes	Yes
Customisable ringtone	Yes	Yes	Yes
Date/time display	-	Yes	Yes
Alarm call transmission	Yes	Yes	Yes
Receipt of ViP messages	-	Yes	Yes

6701W 6701W/8 6702W

MINI - 4,3” DOOR ENTRY MONITOR WITH HANDSET



175x160x22 (LxHxD MM)

16/9 B/W or colour monitor, with adjustment of contrast, brightness and ringtone volume, 4 touch sensitive buttons for door lock release, selfignition, auxiliary command (switchboard call) and privacy function (8 buttons on deluxe version). Available in black or white.

Installation systems

SIMPLEBUS2 ViP

Technical Manual

ACCESSORIES

6710

BACKPLATE AND DISTRIBUTION TERMINAL FOR MINI MONITOR
Wall-mounting or residential series box backplate for MINI monitor, /BM versions with handset featuring magnetic induction for hearing aid wearers. Also includes riser distribution terminal Art. 1214/2C. Dimensions 145x100x4 mm.

6711W

ADAPTER PLATE FOR MINI HANDSFREE.
Adapter plate to finish the installation of the Mini Handsfree monitor in case of replacement of flush-mounted or wall-mounted Planux, Smart and Icona monitors. White colour. Dimensions: 170x220x3 mm.

6711WS

MINI HANDSET SMALL ADAPTER PLAQUE
Mounting accessory for Mini Monitor when replacing Magis or Genius door entry monitors. White. Dimensions: 230x220x3mm.

6735W

ADD.BUTT. KIT FOR MINI MONITOR W/HANDSET, VIP
Accessory for conversion of Mini ViP series monitors Art 6702W into 7-button versions. Includes a 7-button faceplate and an electronic module for button activation, which can be installed quickly without the need to open the monitor casing.

6719W

ACCESS. CABLES EXTERNAL PASSAGE FOR MINI HS. S2
Wall support bracket for Mini monitor with handset allowing thru-routing of external cables.

6719V

ACCESS. CABLES EXTERNAL PASSAGE FOR MINI HS. VIP
Wall bracket for ViP system Mini monitor with handset; allows through-routing of external cables.

6712A DESK BASE FOR MINI S2 MONITOR WITH HANDSET
Desk base installation accessory for Mini monitor with handset in Simplebus 2 system.

6712V DESK BASE FOR MINI MONITOR WITH HANDSET. VIP
Desk base for desktop conversion of ViP system Mini monitor with handset. Dimensions: 105x70x110mm.

FEATURES AND FUNCTIONS

	6701W/8	6701W	6702W
GENERAL FEATURES			
Product weight (g)	600	400	400
Product colour	White RAL9003	White RAL9003	White RAL9003
Material	ABS	ABS	ABS
Wall-mounted	Yes	Yes	Yes
Desk base-mounted	Yes, with special accessory	Yes, with special accessory	Yes, with special accessory
COMPATIBLE SYSTEMS			
Audio/Video Simplebus 2 with 4888C power supply uni	Yes	Yes	-
Audio/video Simplebus 2 with 1210/1210A power supply uni	Yes	Yes	-
Kit Audio/video Simplebus 2 with 1209 power supply uni	Yes	Yes	-
ViP system	-	-	Yes
DISPLAY SPECIFICATIONS			
Size (inches)	4,3	4,3	4,3
Aspect ratio	16:9	16:9	16:9
Resolution (pixels)	480x272	480x272	480x272
On-screen menu (OSD)	-	-	Optional with art. 6735W
AUDIO SPECIFICATIONS			
Type	Handset	Handset	Handset
Magnetic induction function	-	Yes (6701W/BM)	Yes
Microphone	6mm (ø), omnidirectional	6mm (ø), omnidirectional	6mm (ø), omnidirectional
Loudspeaker	40 (ø) x 5.1 (H) mm, 100 ohm, 0.25W	40 (ø) x 5.1 (H) mm, 100 ohm, 0.25W	40 (ø) x 5.1 (H) mm, 100 ohm, 0.25W
ELECTRICAL SPECIFICATIONS			
Type of power supply	Power supply from video door entry bus	Power supply from video door entry bus	PoE
Power supply voltage	22÷34VDC (bus)	22÷34VDC (bus)	-
POE power supply	-	-	Standard IEEE 802.3af, Comelit PoE (56VDC)
Absorption in standby (W)	-	-	2,4
Maximum absorption (W)	5,4	5,4	4,8
HARDWARE SPECIFICATIONS			
Type buttons	Capacitive	Capacitive	Capacitive
Service buttons	Lock-release, Silent (Privacy), Door open	Lock-release, Silent (Privacy), Door open	Lock-release, Silent (Privacy), Door open
N° of programmable buttons for additional functions	6	2 (6 con ACCESSORIESo art. 6733W)	2 (5 con ACCESSORIESo art. 6735W)
Terminals	L L CFP1 CFP2	L L CFP1 CFP2	IN1 IN2 IN3 GND
Removable terminals	Yes	Yes	Yes
Number of inputs	-	-	3
Communication ports	-	-	RJ45 (Ethernet)
ADJUSTMENTS			
Volume Loudspeaker	-	-	Yes
Ringtone volume	Yes	Yes	Yes
Display brightness	Yes	Yes	-
Screen colour	Yes	Yes	-
Display backlighting	-	-	Yes
NETWORK AND PROTOCOLS OF COMUNICATION			
Type of LAN	-	-	Ethernet 10/100 Mbit/s, IEEE 802.3, IEEE 802.3u (Fast Ethernet)
Type of Wi-Fi connection	-	-	Auto IP, DHCP, Static
ENVIRONMENTAL AND CONFORMITY SPECIFICATIONS			
IP protection rating	IP30	IP30	IP30
Operating temperature (°C)	5 ÷ 40	5 ÷ 40	5 ÷ 40
RH max operating humidity (%)	25 ÷ 75	25 ÷ 75	25 ÷ 75
Environmental class	I	I	I
Conformity and Certifications	RoHS II - 2011/65/UE (EN 50581:2012), EMC 2014/30/UE (EN 61000-6-1:2007, EN 61000-6-3:2007+A1:2011)	RoHS II - 2011/65/UE (EN 50581:2012), EMC 2014/30/UE (EN 61000-6-1:2007, EN 61000-6-3:2007+A1:2011)	RoHS II - 2011/65/UE (EN 50581:2012), EMC 2014/30/UE (EN 61000-6-1:2007, EN 61000-6-3:2007+A1:2011)
MAIN FUNCTIONS			
Door lock release	Yes	Yes	Yes
Self-ignition	Yes	Yes	Yes
Intercom calls	Yes	Yes	Yes
Actuator control	Yes	Yes	Yes
Switchboard call	Yes	Yes	Yes
Input for floor door call	Yes	Yes	Yes
Silent mode (Privacy)	Yes	Yes	Yes
Video memory	-	-	Yes
Door opening upon call (Doctor)	Yes	Yes	Yes
Door open alert	Yes	Yes	Yes
Call divert	-	-	Yes
Multiple addresses	Yes	Yes	Yes
Customisable ringtone	Yes	Yes	Yes
Date/time display	-	-	Yes
Alarm call transmission	Yes	Yes	-
Sending emails on event	-	-	Yes
Receipt of ViP messages	-	-	Yes
Function anti-burglary Vip	-	-	Yes

6721W 6741W 6722W 6742W

MINI HANDSFREE - 4,3” DOOR ENTRY MONITOR WITH HANDSFREE FUNCTION



115x160x22 (LxHxD MM)

4:3” 16/9 colour monitor, full-duplex audio, with adjustment of colour, contrast, ringtone volume and melody customisation. Available in white.

Installation systems

SIMPLEBUS2 ViP

Technical Manual

AVAILABLE VERSIONS

WHITE

6721W

WHITE
VIP SYSTEM

6722W

WHITE
WI-FI

6741W
6742W

ACCESSORIES

6711WV

ADAPTER PLATE FOR MINI HANDSFREE
Adapter plate to finish the installation of the Mini Handsfree monitor in case of replacement of flush-mounted or wall-mounted Planux, Smart and Icona monitors. White colour. Dimensions: 170x220x3 mm.

6710

BACKPLATE AND DISTRIBUTION TERMINAL FOR MINI MONITOR
Wall-mounting or residential series box backplate for MINI monitor, /BM versions with handset featuring magnetic induction for hearing aid wearers. Also includes riser distribution terminal Art. 1214/2C. Dimensions 145x100x4 mm.

6734W

ADD. BUTTONS KIT HANDS-FREE MINI MONITOR, WHITE
Accessory for conversion of the monitors of the Mini series Art 6721W and 6721W/BM into 8-button versions. Includes an 8-button faceplate and an electronic module for button activation, which can be installed quickly without the need to open the monitor casing.

6720

ACCESS. CABLES EXTERNAL PASSAGE FOR MINI HF. S2
Wall support bracket for handsfree Mini monitor allowing thru-routing of external cables.

6720V

ACCESS. CABLES EXTERNAL PASSAGE FOR MINI HF. VIP
Wall bracket for ViP system hands-free Mini monitor; allows through-routing of external cables.

6732A

DESK BASE FOR HANDS-FREE MINI MONITOR. S2
Desk base installation accessory for hands-free Mini monitor in Simplebus 2 system.

6732V

DESK BASE FOR MINI HF MONITOR. VIP
Accessory for desk installation of the Mini hands-free monitor, ViP system.

works with alexa · works with Hey Google · PATENTED · FACE RECOGNITION

FEATURES AND FUNCTIONS

	6721W	6741W	6722W	6742W
GENERAL FEATURES				
Product weight (g)	400	400	400	400
Product colour	White RAL9003	White RAL9003	White RAL9003	White RAL9003
Material	ABS	ABS	ABS	ABS
Wall-mounted	Yes	Yes	Yes	Yes
Desk base-mounted	Yes, with special accessory	Yes, with special accessory	Yes, with special accessory	Yes, with special accessory
COMPATIBLE SYSTEMS				
Audio/Video Simplebus 2 with 4888C power supply uni	Yes	Yes	-	-
Audio/video Simplebus 2 with 1210/1210A power supply uni	Yes	Yes	-	-
Kit Audio/video Simplebus 2 with 1209 power supply uni	Yes	Yes	-	-
ViP system	-	-	Yes	Yes
DISPLAY SPECIFICATIONS				
Size (inches)	4,3	4,3	4,3	4,3
Aspect ratio	16:9	16:9	16:9	16:9
Resolution (pixels)	480x272	480x272	480x272	480x272
On-screen menu (OSD)	-	Yes	Yes	Yes
AUDIO SPECIFICATIONS				
Type	Handsfree	Handsfree	Handsfree	Handsfree
Magnetic induction function	Yes (6721W/BM)	Yes (6741W/BM)	Yes	Yes
Microphone	6mm (ø), omnidirectional	6mm (ø), omnidirectional	6mm (ø), omnidirectional	6mm (ø), omnidirectional
Loudspeaker	36mm (ø), 40 ohm, 1W	36mm (ø), 40 ohm, 1W	36mm (ø), 40 ohm, 1W	36mm (ø), 40 ohm, 1W
ELECTRICAL SPECIFICATIONS				
Type of power supply	Power supply from video door entry bus	Power supply from video door entry bus	PoE	PoE
Power supply voltage	22÷34VDC (bus)	22÷34VDC (bus)	-	-
POE power supply	-	-	Standard IEEE 802.3af, Comelit PoE (56VDC)	Standard IEEE 802.3af, Comelit PoE (56VDC)
Absorption in standby (W)	0,05	0,1	1,65	2,64
Absorption in standby (W) in kit mode	-	1,9	-	-
Maximum absorption (W)	8,8	8,1	2,53	3,52
HARDWARE SPECIFICATIONS				
Type buttons	Capacitive	Capacitive	Capacitive	Capacitive
Service buttons	Lock-release, Answer, Silent (Privacy), Door open	Lock-release, Answer, Silent (Privacy), Menu, Messages, Door open	Lock-release, Answer, Silent (Privacy), Menu, Messages, Door open	Lock-release, Answer, Silent (Privacy), Menu, Messages, Door open
N° of programmable buttons for additional functions	2 (5 with accessories Art. 6734W)	4	4	4
Terminals	L L CFP1 CFP2	L L CFP1 CFP2	-IN1 IN2 IN3	-IN1 IN2 IN3
Removable terminals	Yes	Yes	-	-
Number of inputs	-	-	3	3
Communication ports	-	-	RJ45 (Ethernet)	RJ45 (Ethernet)
ADJUSTMENTS				
Volume Loudspeaker	Yes	Yes	Yes	Yes
Ringtone volume	Yes	Yes	Yes	Yes
Display brightness	Yes	Yes	Yes	Yes
Screen contrast	Yes	-	-	-
Screen colour	Yes	-	-	-
NETWORK AND PROTOCOLS OF COMUNICATION				
Type of LAN	-	-	Ethernet 10/100 Mbit/s, IEEE 802.3, IEEE 802.3u (Fast Ethernet)	Ethernet 10/100 Mbit/s, IEEE 802.3, IEEE 802.3u (Fast Ethernet)
Type of Wi-Fi connection	-	-	-	IEEE 802.11 b/g/n, 2.4 Ghz, 13 canali
Encryption method and supported authentication	-	TKIP WPA2-PSK, AES WEP 64 bits (codes with 5 ASCII digits or 10 hexadecimals), WEP 128 bits (codes with 13 ASCII digits or 26 hexadecimals), Authentication WPS (supported for WPA2-PSK)	-	Reti OPEN WPA-PSK, TKIP WPA2-PSK, AES WEP 64 bits (codes with 5 ASCII digits or 10 hexadecimals), WEP 128 bits (codes with 13 ASCII digits or 26 hexadecimals), Authentication WPS (supported for WPA2-PSK WPA2-PSK)
Type of Wi-Fi connection	-	DHCP	Auto IP, DHCP, Static	Auto IP, DHCP, Static
IoT connection to Comelit Cloud	-	Yes	-	Yes
Firmware updating via Comelit Cloud	-	Yes	-	Yes
ENVIRONMENTAL AND CONFORMITY SPECIFICATIONS				
IP protection rating	IP30	IP30	IP30	IP30
Operating temperature (°C)	5 ÷ 40	5 ÷ 40	5 ÷ 40	5 ÷ 40
RH max operating humidity (%)	25 ÷ 75	25 ÷ 75	25 ÷ 75	25 ÷ 75
Environmental class	I	I	I	I
Conformity and Certifications	RoHS II - 2011/65/UE (EN 50581:2012), EMC 2014/30/UE (EN 61000-6-1:2007 , EN 61000-6-3:2007+A1:2011)	RoHS II - 2011/65/UE (EN 50581:2012), RED 2014/53/UE (EN60950-1:2006+A1 1:2009+A1:2010+A12:2011, +A2:2013, EN62311:2008, EN 61000-6-1:2007, EN 61000-6-3:2007 + A1:2011,ETSI EN 301 489-1 V2.2.0, ETSI EN 301 489-17 V3.2.0, ETSI EN 300328 V2.1.1)	RoHS II - 2011/65/UE (EN 50581:2012), EMC 2014/30/UE (EN 61000-6-1:2007 , EN 61000-6-3:2007+A1:2011)	RoHS II - 2011/65/UE (EN 50581:2012), RED 2014/53/UE (EN60950-1:2006+A1 1:2009+A1:2010+A12:2011, +A2:2013, EN62311:2008, EN 61000-6-1:2007, EN 61000-6-3:2007 + A1:2011,ETSI EN 301 489-1 V2.2.0, ETSI EN 301 489-17 V3.2.0, ETSI EN 300328 V2.1.1)
MAIN FUNCTIONS				
Compatibility con app Comelit	-	Yes	-	Yes
Door lock release	Yes	Yes	Yes	Yes
Self-ignition	Yes	Yes	Yes	Yes
Intercom calls	Yes	Yes	Yes	Yes
Actuator control	Yes	Yes	Yes	Yes
Switchboard call	Yes	Yes	Yes	Yes
Input for floor door call	Yes	Yes	Yes	Yes
Silent mode (Privacy)	Yes	Yes	Yes	Yes
Video memory	-	Yes	Yes	Yes
Door opening upon call (Doctor)	Yes	Yes	Yes	Yes
Automatic answer (hands-free)	Yes	Yes	Yes	Yes
Door open alert	Yes	Yes	Yes	Yes
Call divert	-	-	Yes	Yes
Multiple addresses	Yes	Yes	Yes	Yes
Customisable ringtone	Yes	Yes	Yes	Yes
Date/time display	-	Yes	Yes	Yes
Alarm call transmission	Yes	Yes	Yes	Yes
Sending emails on event	-	-	Yes	Yes
Receipt of ViP messages	-	-	Yes	Yes
Function anti-burglary Vip	-	-	Yes	Yes

2703U 2812W 2708W/A 2738W/A 2719W

MINI AUDIO - DOOR ENTRY PHONE WITH HANDSET

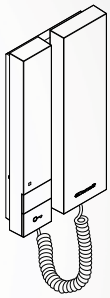

103x190x30 (LxHxD MM)

Mini Audio is available in wall-mounted and, with the relative accessory, table top versions, it offers multiple functions: dedicated lockrelease button and, depending on the model, supplementary buttons; call volume control and privacy function with red indicator light to signal that the function is activated.

Installation systems

SIMPLEBUS2 | ANALOG | TRADITIONAL

Technical Manual

AVAILABLE VERSIONS

WHITE
2 BUTTONS

2703U
2812W
2708W/A
2738W/A

WHITE
5 BUTTONS

2719W

ACCESSORIES

2720W

BRACKET FOR THROUGH-ROUTING OF EXTERNAL CABLES. MINI SERIES
Surface-mounted support for Mini door-entry phones with handset, allowing external routing of cables

2742W

DESK BASE FOR MINI DOOR-ENTRY PHONE WITH HANDSET
Desk base for desktop conversion of MINI series door-entry phones. Complete with 1.5 m cable and connection coupling.

2735

CH. REPEAT. CARD+MINI HS DOOR-ENTRY PHONE BUTTON
Additional board for door-entry phones art. 2708W/A and 2738W/A for call repetition and for an additional button with voltage free contacts. Cable for connection to the main board and fixing screws provided.

FEATURES AND FUNCTIONS					
	2703U	**2708W/A**	**2738W/A**	**2812W***	**2719W**
GENERAL FEATURES					
Product weight (g)	260	260	260	260	260
Product colour	White RAL9003	White RAL9003	White RAL9003	White RAL9003	White RAL9003
Material	ABS	ABS	ABS	ABS	ABS
Wall-mounted	Yes	Yes	Yes	Yes	Yes
Desk base-mounted	Yes, with special accessory	Yes, with special accessory	Yes, with special accessory	Yes, with special accessory	Yes, with special accessory
COMPATIBLE SYSTEMS					
Audio/video Simplebus 2 system	-	-	Yes	-	Yes
Audio Simplebus 2 system	-	-	Yes	-	Yes
Audio Simplebus 1 system	-	Yes	-	-	Yes
Audio/video system kit	-	-	Yes	2-wire Analogue	-
Traditional 4+N	Yes	-	-	-	-
AUDIO SPECIFICATIONS					
Type	Handset	Handset	Handset	Handset	Handset
Microphone	9.6 (ø) x 6.9mm	9.6 (ø) x 6.9mm	4mm, omnidirectional	9.6 (ø) x 6.9mm	9.6 (ø) x 6.9mm
Loudspeaker	0.50mm, 0.5W	0.50mm, 0.5W	0.50mm, 0.5W	0.50mm, 0.5W	0.50mm, 0.5W
ELECTRICAL SPECIFICATIONS					
Power supply voltage	15÷16VDC	20÷28VDC	22÷35VDC	12VAC	22÷35VDC
Absorption in standby (mA)	-	0,7	0,7	-	-
Current consumption in call (mA)	-	23	30	-	-
Maximum current consumption (mA)	5,4	23	30	-	-
HARDWARE SPECIFICATIONS					
Type buttons	Mechanical	Mechanical	Mechanical	Mechanical	Mechanical
Service buttons	2	2	2	2	5
Visual indications	Yes	Yes	Yes	Yes	Si
Terminals	A B C D E C2 P2	L L CFP CFP	L L CFP CFP	0 12 A B C P1 S- S+	L L CFP CFP C4P4
ADJUSTMENTS					
Loudspeaker volume	Yes	Yes	Yes	Yes	Yes
Microphone volume	Yes	-	-	Yes	Yes
Ringtone volume	Yes	Yes	Yes	Yes	Yes
ENVIRONMENTAL AND CONFORMITY SPECIFICATIONS					
IP protection rating	IP30	IP30	IP30	IP30	IP30
Operating temperature (°C)	-5 ÷ 40	-5 ÷ 40	-5 ÷ 40	-5 ÷ 40	-5 ÷ 40
RH max operating humidity (%)	25 ÷ 75	25 ÷ 75	25 ÷ 75	25 ÷ 75	25 ÷ 75
Environmental class	I	I	I	I	I
Conformity and Certifications	RoHS II - 2011/65/UE (EN 50581:2012), EMC 2014/30/UE (EN 61000-6-1:2007 , EN 61000-6-3:2007+A1:2011)	RoHS II - 2011/65/UE (EN 50581:2012), EMC 2014/30/UE (EN 61000-6-1:2007 , EN 61000-6-3:2007+A1:2011)	RoHS II - 2011/65/UE (EN 50581:2012), EMC 2014/30/UE (EN 61000-6-1:2007 , EN 61000-6-3:2007+A1:2011)	RoHS II - 2011/65/UE (EN 50581:2012), EMC 2014/30/UE (EN 61000-6-1:2007 , EN 61000-6-3:2007+A1:2011)	RoHS II - 2011/65/UE (EN 50581:2012), EMC 2014/30/UE (EN 61000-6-1:2007 , EN 61000-6-3:2007+A1:2011)
MAIN FUNCTIONS					
Funzione Door lock release	Yes	Yes	Yes	-	Yes
Actuator control	-	Yes	Yes	-	Yes
Switchboard call	-	Yes	Yes	-	Yes
Priority call	-	-	-	-	Yes
Intercom calls	-	-	-	-	Yes
Selective intercom call	-	-	-	-	Yes
Silent mode (Privacy)	Yes	Yes	Yes	Yes	Yes
Door opening upon call (Doctor)	-	-	-	-	Yes
Call repetition	-	-	-	Yes	-
Floor door call	-	Yes	Yes	-	Yes
Electronic ringtone	Yes	Yes	Yes	Yes	Yes
Customisable ringtone	-	-	-	-	Yes

6750W 6751W

MINI AUDIO HANDSFREE - HANDSFREE DOOR ENTRY PHONE

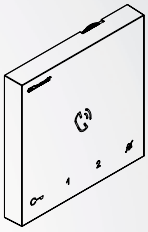

105x105x20 (LxHxD MM)

Mini series door-entry phone with full-duplex audio and integrated magnetic induction amplification system. Allows loudspeaker volume control and ringtone volume control, with choice of different melodies. Equipped with 5 touch sensitive buttons for audio key, lock-release, actuator control, switchboard call and privacy function, with door status indicator LED. Manages floor door calls as standard.

Installation systems

SIMPLEBUS2

Technical Manual

AVAILABLE VERSIONS

FOR SIMPLEBUS2
AUDIO/VIDEO SYSTEMS

6750W

FOR SIMPLEBUS2
AUDIO SYSTEMS

6751W

ACCESSORIES

6754

ADAPTER PLATE FOR MINI HANDSFREE AUDIO
Adapter plate for Mini Handsfree audio door-entry monitor.

FEATURES AND FUNCTIONS		
	6750W	**6751W**
GENERAL FEATURES		
Product weight (g)	150	150
Product colour	White	White
Material	Plastic, ABS	Plastic, ABS
Wall-mounted	Yes	Yes
Desk base-mounted	Yes, with special accessory	Yes, with special accessory
COMPATIBLE SYSTEMS		
Audio/Video Simplebus 2 with 4888C power supply uni	Yes	-
Kit Audio/video Simplebus 2 with 1209 power supply uni	Yes	-
Audio/video Simplebus 2 with 1210/1210A power supply uni	Yes	-
Audio Simplebus 2 with 1210/1210A power supply uni	Yes	Yes
AUDIO SPECIFICATIONS		
Type	Handsfree	Handsfree
Magnetic induction function	Yes	-
Microphone	9.7 (ø) x 6.7mm	9.7 (ø) x 6.7mm
ELECTRICAL SPECIFICATIONS		
Power supply voltage	22÷35VDC	22÷35VDC
Absorption in standby (W)	2	2
Maximum current consumption (mA)	130	130
HARDWARE SPECIFICATIONS		
Type of buttons	Capacitive	Capacitive
Service buttons	5	5
Terminals	L L CFP1 CFP2	L L CFP1 CFP2
Removable terminals	Yes	Yes
ADJUSTMENTS		
Loudspeaker volume	Yes	Yes
Ringtone volume	Yes	Yes
ENVIRONMENTAL AND CONFORMITY SPECIFICATIONS		
IP protection rating	IP30	IP30
Operating temperature (°C)	-5 ÷ 40	-5 ÷ 40
RH max operating humidity (%)	25 ÷ 75	25 ÷ 75
Environmental class	I	I
Conformity and Certifications	RoHS II - 2011/65/UE (EN 50581:2012), EMC 2014/30/UE (EN 61000-6-1:2007 , EN 61000-6-3:2007+A1:2011)	RoHS II - 2011/65/UE (EN 50581:2012), EMC 2014/30/UE (EN 61000-6-1:2007 , EN 61000-6-3:2007+A1:2011)
MAIN FUNCTIONS		
Funzione Door lock release	Yes	Yes
Actuator control	Yes	Yes
Switchboard call	Yes	Yes
Priority call	Yes	Yes
Intercom calls	Yes	Yes
Selective intercom call	Yes	Yes
Silent mode (Privacy)	Yes	Yes
Door opening upon call (Doctor)	Yes	Yes
Floor door call	Yes	Yes
Electronic ringtone	Yes	Yes
Customisable ringtone	Yes	Yes

6203W 6203B

EASYCOM - HANDSFREE DOOR ENTRY PHONE

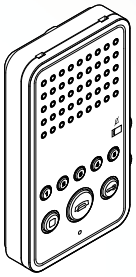

90x160x28 (LxHxD MM)

Easycom is available in two versions: white, and black with a silver coloured frame. Both versions have blue keypad backlighting, call volume adjustment, privacy function, speaker volume adjustment and conversation privacy, 3 buttons for audio operation with LED status indicator, door lock-release control and actuator control.

Installation systems

Technical Manual

AVAILABLE VERSIONS

BLACK

6203B

WHITE

6203W

ACCESSORIES

6212

DESK BASE FOR EASYCOM DOOR-ENTRY PHONE
Stainless steel desk base suitable for all Easycom door-entry phone versions.

FEATURES AND FUNCTIONS		
	6203W	**6203B**
GENERAL FEATURES		
Product weight (g)	330	330
Product colour	White RAL9016	Black
Material	Plastic, ABS	Plastic, ABS
Flush-mounted	Yes	Yes
Wall-mounted	Yes	Yes
Desk base-mounted	Yes	Yes
COMPATIBLE SYSTEMS		
ViP system	Yes	Yes
AUDIO SPECIFICATIONS		
Type	Handsfree	Handsfree
Magnetic induction function	Yes	Yes
Microphone	9.6 (ø) x 9.6mm, omnidirectional	9.6 (ø) x 6.9mm, omnidirectional
ELECTRICAL SPECIFICATIONS		
Type of power supply	PoE	PoE
Power supply voltage	36 ÷ 57 Vdc	36 ÷ 57 Vdc
HARDWARE SPECIFICATIONS		
Number of standard buttons	8	8
Terminals	GND AL CFP S- S+	GND AL CFP S- S+
Communication ports	RJ45 (Ethernet)	RJ45 (Ethernet)
ADJUSTMENTS		
Loudspeaker volume	Yes	Yes
Microphone volume	Yes	Yes
Ringtone volume	Yes	Yes
NETWORK AND PROTOCOLS OF COMUNICATION		
Type of Wi-Fi connection	Auto IP	Auto IP
ENVIRONMENTAL AND CONFORMITY SPECIFICATIONS		
IP protection rating	IP30	IP30
Operating temperature (°C)	5 ÷ 40	5 ÷ 40
Environmental class	I	I
Conformity and Certifications	RoHS II - 2011/65/UE (EN 50581:2012), EMC 2014/30/UE (EN 61000-6-1:2007 , EN 61000-6-3:2007+A1:2011)	RoHS II - 2011/65/UE (EN 50581:2012), EMC 2014/30/UE (EN 61000-6-1:2007 , EN 61000-6-3:2007+A1:2011)
MAIN FUNCTIONS		
Door lock release	Yes	Yes
Intercom calls	Yes	Yes
Actuator control	Yes	Yes
Switchboard call	Yes	Yes
Input for floor door call	Yes	Yes
Silent mode (Privacy)	Yes	Yes
Door opening upon call (Doctor)	Yes	Yes
Call repetition	Yes	Yes
Multiple addresses	Yes	Yes
Electronic ringtone	Yes	Yes
Customisable ringtone	Yes	Yes

2633

STYLE - DOOR ENTRY PHONE WITH HANDSET

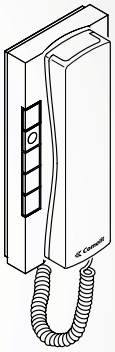

95x215x58 (LxHxD MM)

Entry phone with electronic call, conversation button on base, call volume control and privacy function. Equipped as standard with key buttons and a further 8 configurable buttons. Also equipped with a LED for various indications (incoming call, doctor function and lock release). Allows floor door call and call repetition management.

Installation systems

Technical Manual

ACCESSORIES

2600/4

ORANGE FACIA FOR STYLE ELEGANCE
Orange facia for Style elegance version telephon

2600/5

RED COVER ACCESSORY FOR STYLE ELEGANCE DOOR ENTRY PHONE
Red facia for Style elegance version telephone

2642W/16

WHITE DESK BASE FOR STYLE 16 WIRE
White desk conversion kit for all the telephones in the Style series. Complete with 1.5 mt of white cable and connection bushing fitted with 16 connection terminals. Dimensions 84X189X32 mm.

1626

STYLE INTERCOM ADDITIONAL PUSH BUTTON
Pushbutton to be inserted in the base of the telephone. Takes up the space of one element.

FEATURES AND FUNCTIONS	
	2633
GENERAL FEATURES	
Product weight (g)	540
Product colour	White RAL9003, light blue cover
Material	Plastic, ABS
Flush-mounted	Yes
Wall-mounted	Yes
Desk base-mounted	Yes
COMPATIBLE SYSTEMS	
ViP system	Yes
AUDIO SPECIFICATIONS	
Type	Handset
Microphone	9.6 (ø) x 6.9mm, omnidirectional
ELECTRICAL SPECIFICATIONS	
Type of power supply	PoE
Power supply voltage	36 ÷ 57 Vdc
HARDWARE SPECIFICATIONS	
Number of standard buttons	9
LED indicators (no.)	1
Interchangeable cover	Yes
Terminals	GND AL CFP S- S+
Communication ports	RJ45 (Ethernet)
ADJUSTMENTS	
Loudspeaker volume	Yes
Microphone volume	Yes
Ringtone volume	Yes
NETWORK AND PROTOCOLS OF COMUNICATION	
Type of Wi-Fi connection	Auto IP
ENVIRONMENTAL AND CONFORMITY SPECIFICATIONS	
IP protection rating	IP30
Operating temperature (°C)	5 ÷ 40
Environmental class	I
Conformity and Certifications	RoHS II - 2011/65/UE (EN 50581:2012), EMC 2014/30/UE (EN 61000-6-1:2007 , EN 61000-6-3:2007+A1:2011)
MAIN FUNCTIONS	
Door lock release	Yes
Priority call	Yes
Intercom calls	Yes
Actuator control	Yes
Switchboard call	Yes
Input for floor door call	Yes
Silent mode (Privacy)	Yes
Door opening upon call (Doctor)	Yes
Multiple addresses	Yes
Electronic ringtone	Yes
Customisable ringtone	Yes
Alarm call transmission	Yes

CODES IN THE FOLLOWING TABLES

ULTRA - MODULAR ENTRANCE PANEL

PATENT PENDING

ULTRA: VARIABLE DIMENSIONS VARIES ACCORDING TO THE COMPOSITION

ULTRA, the new and most technologically advanced entrance panel offering maximum ease of installation. This modular entrance panel features a modern design and has been created to adapt to a wide range of applications, from small to large complexes. Die-cast aluminium frames increase the entrance panel's resistance to atmospheric agents. Available in flush-mounted or surface-mounted versions (surface-mounted variant just 35 mm thick). Ultra can accommodate a 5-inch colour touchscreen with user-friendly graphics. Offering definition with a pixel density of 4k and equipped with a scrolling interface such as those used in smartphones, Ultra offers almost infinite customisation options, such as the addition of a company logo alongside a name and the application of a welcome screen. In the touchscreen version, a simple swipe can be used to move from the digital directory to the number keypad in order to enter a personal code, and the unit is also equipped with an RFID proximity reader to open doors without the use of keys. Available in an audio and audio/video version with colour video camera.

Installation systems

SIMPLEBUS2 | SIMPLEBUS1 | IP ViP

Technical Manual

AVAILABLE VERSIONS

EXAMPLE ANALOGUE SINGLE-FAMILY AUDIO COMPOSITION	EXAMPLE ANALOGUE SINGLE-FAMILY AUDIO/VIDEO COMPOSITION	EXAMPLE ANALOGUE SINGLE-FAMILY AUDIO COMPOSITION WITH METAL BUTTONS
EXAMPLE ANALOGUE SINGLE-FAMILY AUDIO/VIDEO COMPOSITION WITH METAL BUTTONS	EXAMPLE DIGITAL AUDIO COMPOSITION	EXAMPLE DIGITAL AUDIO/VIDEO COMPOSITION

FEATURES AND FUNCTIONS	
GENERAL FEATURES	
Type	Modular
Product colour	Black RAL9005, Grey RAL 7042, Aluminum
Material	ABS, Plastic, Aluminum alloy
Flush-mounted	Yes, with special accessory
Wall-mounted	Yes, with special accessory
COMPATIBLE SYSTEMS	
Audio/Video Simplebus 2 with 4888C power supply uni	Yes
Audio/video Simplebus 2 with 1210/1210A power supply uni	Yes
Kit audio/video Simplebus 2 with 1209 power supply uni	Yes
Audio Simplebus 2 with 1210/1210A power supply uni	Yes
Audio/video Simplebus 1	Yes
Audio Simplebus 1	Yes
ViP	Yes
HARDWARE SPECIFICATIONS	
Call type	Buttons, Digital
Type buttons	Mechanical
Backlighting colour	White, Off
ENVIRONMENTAL AND CONFORMITY SPECIFICATIONS	
IP protection rating	IP65
Anti-vandal IK protection rating	IK08
Operating temperature (°C)	-25 ÷ 55
RH max operating humidity (%)	25 ÷ 95
Environmental class	III

COMPONENTS

FLUSH-MOUNTED BOX

Code	N. modules	Dimensions (LxHxD)
3110/1	1	118x118x45 mm
3110/2	2	118x207x45 mm
3110/3	3	118x297x45 mm
3110/4	4	118x387x45 mm

FLUSH-MOUNTED BOX

Code	N. modules	Dimensions (LxHxD)
3110/1A	1	118x118x50 mm
3110/2A	2	118x207x50 mm
3110/3A	3	118x297x50 mm
3110/4A	4	118x387x50 mm

Check availability on the website pro.comelitgroup.com

FLUSH-MOUNTED FRAME

Code	N. modules	Dimensions (LxHxD)
UT9161	1	125,5x136x35 mm
UT9162	2	125,5x226,5x35 mm
UT9163	3	125,5x317,5x35 mm
UT9164	4	125,5x408x35 mm

RAIN SHIELD FOR FLUSH-MOUNTED FRAMES

Code	N. modules	Dimensions (LxHxD)
UT9181	**1**	132x141x32 mm
UT9182	**2**	132x232x32 mm
UT9183	**3**	132x322x32 mm
UT9184	**4**	132x413x32 mm
UT9184H	**2x2**	259x232x32 mm
UT9186	**6**	259x322x32 mm
UT9188	**8**	259x413x32 mm
UT9189	**9**	386x322x32 mm

ULTRA (CONT.)

ULTRA (CONT.)

MOUNTED WALL HOUSINGS

Code	N. modules	Dimensions (LxHxD)
UT9171	**1**	110x107x35 mm
UT9172	**2**	110x198x35 mm
UT9173	**3**	110x289x35 mm
UT9174	**4**	110x380x35 mm
UT9174H	**2x2**	221x198x35 mm
UT9176	**6**	221x289x35 mm
UT9178	**8**	221x380x35 mm
UT9179	**9**	332x289x35 mm

RAIN SHIELD FOR SURFACE-MOUNTED WALL HOUSINGS

Code	N. modules	Dimensions (LxHxD)
UT9191	**1**	116x112x57 mm
UT9192	**2**	116x203x57 mm
UT9193	**3**	116x293x57 mm
UT9194	**4**	116x385x57 mm
UT9194H	**2x2**	221x198x57 mm
UT9196	**6**	227x293x57 mm
UT9198	**8**	227x385x57 mm
UT9199	**9**	338x293x57 mm

ADAPTER PLATES

Code	N. modules	Dimensions (LxHxD)
UT9141	1	140x140x3 mm
UT9142	2	140x230x3 mm
UT9143	3	140x320x3 mm
UT9144	4	140x410x3 mm

FLUSH-MOUNT FINISHING FRAME

Code	N. modules	Dimensions (LxHxD)
31141	1	149x149x3 mm
31142	2	149x239x3 mm
31143	3	149x329x3 mm
31144	4	276x239x3 mm
31144L	4L*	149x419x3 mm
31146	6	276x329x3 mm
31149	9	403x329x3 mm

*4 vertically-aligned modules

170 CM PILLAR

Code	N. modules	Dimensions (LxHxD)
3639/0*	0	18x170x7,5 cm
3639/1	1	18x170x7,5 cm
3639/2	2	18x170x7,5 cm
3639/3	3	18x170x7,5 cm
3639/4	4	18x170x7,5 cm

*for use with single-plate wall-mounted

117 CM PILLAR

Code	N. modules	Dimensions (LxHxD)
3640/0*	0	18x117x7,5 cm
3640/1	1	18x117x7,5 cm
3640/2	2	18x117x7,5 cm
3640/3	3	18x117x7,5 cm
3640/4	4	18x117x7,5 cm

*for use with single-plate wall-mounted

45 DEGREE ANGLED HOUSING FOR ENTRANCE PANEL

Code	N. modules	Dimensions (LxHxD)
3649/1	1	183x130x100 mm
3649/2	2	183x242x100 mm
3649/3	3	183x354x100 mm

ULTRA BASIC KIT

UT1090

ULTRA SB1 VIDEO+TOUCH COMPLETE ENTRANCE PANEL

Ultra series flush-mounted audio/video entrance panel with 5” touch-screen module, for Simplebus 1 system. For use in systems with power supply unit art. 1595. Twilight sensor for touch-screen backlighting management. Omnidirectional digital microphone and dual loudspeaker for high-fidelity audio. Wide-angle colour video camera with 120° horizontal and 90° vertical field of vision. Audio-visual indications for disabled individuals assistance request. 5” capacitive display with high visibility and impact-proof glass, plus white or black theme selection. Easy-to-use graphic interface, can be customised with virtual call buttons or with a number keypad to call users when the relevant code is known. Access control function with activation of the audio or audio/video module outputs and the system actuators. Buttons can be customised for direct calls to the switchboard, commercial activities with corresponding logos and to display welcome messages. Has a Wiegand output for interfacing with access control systems, an RFID reader for activation of an opening using keys or Comelit cards and a Bluetooth connection. Consists of audio/video module art. UT1020, Touch module art. UT9270, frame art. UT9163 and flush-mounted box art. 3110/3. 10 mm protrusion from the wall. Dimensions (LxHxD): 125.5x317.5x55 mm.

UT2090

ULTRA SB2 VIDEO+TOUCH COMPLETE ENTRANCE PANEL

Ultra series flush-mounted audio/video entrance panel with 5” touch-screen module, for Simplebus 2 system. To be used in systems with power supply unit art. 1210 / 1210A. Twilight sensor for touch-screen backlighting management. Omnidirectional digital microphone and dual loudspeaker for high-fidelity audio. Wide-angle colour video camera with 120° horizontal and 90° vertical field of vision. Audio-visual indications for disabled individuals assistance request. 5” capacitive display with high visibility and impact-proof glass, plus white or black theme selection. Easy-to-use graphic interface, can be customised with virtual call buttons or with a number keypad to call users when the relevant code is known. Access control function with activation of the audio or audio/video module outputs and the system actuators. Buttons can be customised for direct calls to the switchboard, commercial activities with corresponding logos and to display welcome messages. Has a Wiegand output for interfacing with access control systems, an RFID reader for activation of an opening using keys or Comelit cards and a Bluetooth connection. Consists of audio/video module art. UT2020, Touch module art. UT9270, frame art. UT9163 and flush-mounted box art. 3110/3. 10 mm protrusion from the wall. Dimensions (LxHxD): 125.5x317.5x55 mm.

UT8090

ULTRA VIP VIDEO+TOUCH COMPLETE ENTRANCE PANEL

Ultra series flush-mounted audio/video entrance panel with 5” touch-screen module, for IP (ViP) system. Twilight sensor for touch-screen backlighting management. Omnidirectional digital microphone and dual loudspeaker for high-fidelity audio. Wide-angle colour video camera with 160° horizontal and 100° vertical field of vision. Audio-visual indications for disabled individuals assistance request. 5” capacitive display with high visibility and impact-proof glass, plus white or black theme selection. Easy-to-use graphic interface, can be customised with virtual call buttons or with a number keypad to call users when the relevant code is known. Access control function with activation of the audio or audio/video module outputs and the system actuators. Buttons can be customised for direct calls to the switchboard, commercial activities with corresponding logos and to display welcome messages. Has a Wiegand output for interfacing with access control systems, an RFID reader for activation of an opening using keys or Comelit cards and a Bluetooth connection. Consists of audio/video module art. UT8020, Touch module art. UT9270, frame art. UT9163 and flush-mounted box art. 3110/3. 10 mm protrusion from the wall. Dimensions (LxHxD): 125.5x317.5x55 mm.

ULTRA (CONT.)

ULTRA (CONT.)

MODULES

UT1010

ULTRA SIMPLEBUS1 AUDIO MODULE

Audio module for Ultra entrance panel, Simplebus 1 system. To be used in systems with power supply art. 1595 and art. 4888C. Easy to install and configure, thanks to the smart programming of call buttons. Twilight sensor for automatic nameplate backlight switch-off during daytime hours. Omnidirectional digital microphone and dual loudspeaker for high-fidelity audio. Programmable audiovisual functions for users with disabilities. Designed for 2 call buttons. To be finished with cap, single button or double button in professional-grade plastic given an anti-yellowing and anti-dulling treatment or in aluminium. Adjustment and programming can be carried out without removing the module. Dimensions: 1 Ultra module. ULTRA, the new and most technologically advanced entrance panel offering maximum ease of installation. Available in flush-mounting (10 mm protrusion from the wall) or surface-mounting (just 35 mm protrusion from the wall) versions. Dimensions: 100x90x35mm.

UT2010

ULTRA SIMPLEBUS2 AUDIO MODULE

Audio module for Ultra entrance panel, Simplebus 2 system. To be used in systems with power supply art. 1210/1210A. Easy to install and configure, thanks to the smart programming of call buttons. Twilight sensor for automatic nameplate backlight switch-off during daytime hours. Omnidirectional digital microphone and dual loudspeaker for high-fidelity audio. Programmable audiovisual functions for users with disabilities. Designed for 2 call buttons. To be finished with cap, single button or double button in professional-grade plastic given an anti-yellowing and anti-dulling treatment or in aluminium. Adjustment and programming can be carried out without removing the module. Dimensions: 1 Ultra module. ULTRA, the new and most technologically advanced entrance panel offering maximum ease of installation. Available in flush-mounting (10 mm protrusion from the wall) or surface-mounting (just 35 mm protrusion from the wall) versions. Dimensions: 100x90x35mm.

UT8010

IP (VIP) ULTRA AUDIO MODULE

Audio module for Ultra entrance panel, IP (ViP) system. Twilight sensor for automatic nameplate backlighting power-off during daytime hours. Omnidirectional digital microphone and dual loudspeaker for high-fidelity audio. Audio-visual indications for disabled individuals assistance request can be activated via programming. Facility for 2 call buttons. To be finished with a cap, single button or double button in professional-grade plastic given an anti-yellowing and anti-dulling treatment or in aluminium. Regulation and programming without removing the module. Dimensions: 1 Ultra module. ULTRA, the new and most technologically advanced entrance panel offering maximum ease of installation. Available in flush-mounted (10 mm protrusion from the wall) or surface-mounted (just 35 mm protrusion from the wall) variants. Dimensions: 100x90x35 mm.

UT1010VC

ULTRA SIMPLEBUS1 AUDIO MODULE FOR REMOTE CAMERA

Audio module with facility for connection of an analogue remote camera with PAL standard for Ultra entrance panel, Simplebus 1 system. To be used in systems with power supply art. 1595 and art. 4888C. Easy to install and configure, thanks to the smart programming of call buttons. Twilight sensor for automatic nameplate backlight switch-off during daytime hours. Omnidirectional digital microphone and dual loudspeaker for high-fidelity audio. Programmable audiovisual functions for users with disabilities. Designed for 2 call buttons. To be finished with cap, single button or double button in professional-grade plastic given an anti-yellowing and anti-dulling treatment or in aluminium. Adjustment and programming can be carried out without removing the module. Dimensions: 1 Ultra module. ULTRA, the new and most technologically advanced entrance panel offering maximum ease of installation. Available in flush-mounting (10 mm protrusion from the wall) or surface-mounting (just 35 mm protrusion from the wall) versions. Dimensions: 100x90x35mm.

UT2010VC

ULTRA SIMPLEBUS2 AUDIO MODULE FOR REMOTE CAMERA

Audio module with facility for connection of an analogue remote camera with PAL standard for Ultra entrance panel, Simplebus 2 system. To be used in systems with power supply art. 1210/1210A. Easy to install and configure, thanks to the smart programming of call buttons. Twilight sensor for automatic nameplate backlight switch-off during daytime hours. Omnidirectional digital microphone and dual loudspeaker for high-fidelity audio. Programmable audiovisual functions for users with disabilities. Designed for 2 call buttons. To be finished with cap, single button or double button in professional-grade plastic given an anti-yellowing and anti-dulling treatment or in aluminium. Adjustment and programming can be carried out without removing the module. Dimensions: 1 Ultra module. ULTRA, the new and most technologically advanced entrance panel offering maximum ease of installation. Available in flush-mounting (10 mm protrusion from the wall) or surface-mounting (just 35 mm protrusion from the wall) versions. Dimensions: 100x90x35mm.

UT1020

ULTRA SIMPLEBUS1 AUDIO/VIDEO MODULE

Audio/video module for Ultra entrance panel, Simplebus 1 system. To be used in systems with power supply art. 1595 and art. 4888C. Easy to install and configure, thanks to the smart programming of call buttons. Twilight sensor for automatic nameplate backlight switch-off during daytime hours. Omnidirectional digital microphone and dual loudspeaker for high-fidelity audio. Wide-angle colour video camera (field of vision: 120° horizontal, 90° vertical). Programmable audiovisual functions for users with disabilities. Designed for 2 call buttons. To be finished with cap, single button or double button in professional-grade plastic given an anti-yellowing and anti-dulling treatment or in aluminium. Adjustment and programming can be carried out without removing the module. Dimensions: 1 Ultra module. ULTRA, the new and most technologically advanced entrance panel offering maximum ease of installation. Available in flush-mounting (10 mm protrusion from the wall) or surface-mounting (just 35 mm protrusion from the wall) versions. Dimensions: 100x90x35mm.

UT2020

ULTRA SIMPLEBUS2 AUDIO/VIDEO MODULE

Audio/video module for Ultra entrance panel, Simplebus 2 system. To be used in systems with power supply art. 1210/1210A. Easy to install and configure, thanks to the smart programming of call buttons. Twilight sensor for automatic nameplate backlight switch-off during daytime hours. Omnidirectional digital microphone and dual loudspeaker for high-fidelity audio. Wide-angle colour video camera (field of vision: 120° horizontal, 90° vertical). Programmable audiovisual functions for users with disabilities. Designed for 2 call buttons. To be finished with cap, single button or double button in professional-grade plastic given an anti-yellowing and anti-dulling treatment or in aluminium. Adjustment and programming can be carried out without removing the module. Dimensions: 1 Ultra module. ULTRA, the new and most technologically advanced entrance panel offering maximum ease of installation. Available in flush-mounting (10 mm protrusion from the wall) or surface-mounting (just 35 mm protrusion from the wall) versions. Dimensions: 100x90x35mm.

UT8020

IP (VIP) ULTRA AUDIO/VIDEO MODULE

Audio/video module for Ultra entrance panel, IP (ViP) system. Twilight sensor for automatic nameplate backlighting power-off during daytime hours. Omnidirectional digital microphone and dual loudspeaker for high-fidelity audio. Wide-angle colour video camera (field of vision: 160° horizontal, 90° vertical) Audio-visual indications for disabled individuals assistance request can be activated via programming. Facility for 2 call buttons. To be finished with a cap, single button or double button in professional-grade plastic given an anti-yellowing and anti-dulling treatment or in aluminium. Regulation and programming without removing the module. Dimensions: 1 Ultra module. ULTRA, the new and most technologically advanced entrance panel offering maximum ease of installation. Available in flush-mounted (10 mm protrusion from the wall) or surface-mounted (just 35 mm protrusion from the wall) variants. Dimensions: 100x90x35 mm.

UT9200

ULTRA CALL BUTTON MODULE

Call button module for Ultra entrance panel, compatible with all systems. Designed for 8 call buttons in professional-grade plastic given an anti-yellowing and anti-dulling treatment or in aluminium. To be finished with 4 single buttons (4 calls), 4 double buttons (8 calls) or with caps. Automatic nameplate backlight switch-off during daytime hours via the twilight sensor for the paired audio or audio/video module. White nameplate lighting. Dimensions: 1 Ultra module. Dimensions: 100x90x35mm.

UT9310M

MAGNETIC INDUCTION MODULE, ULTRA

Module with coil for hearing impaired users, for Ultra entrance panel, compatible with all systems. Allows hearing impaired users with hearing aids featuring the T function to hear the audio from the external unit. Anodised aluminium alloy front panel. Dimensions: 1 Ultra module. Dimensions: 100x90x35 mm.

UT9260M

DIGITAL DIRECTORY MODULE WITH DISPLAY, ULTRA

Digital directory module for Ultra entrance panel, compatible with all systems. Bluetooth connection for managing names in the directory using the installer's MyComelit app. 4 buttons that can be configured for user selection and calling. Option of customising the buttons for direct calls to the switchboard, commercial activities, activation of an automated opening or a light. Equipped with a 3.5" colour graphic display. Can be paired with the numeric keypad module to directly call the user when the relevant code is known, or for the access control function with activation of the audio or audio/video module outputs and the system actuators. Dimensions: 1 Ultra module. Dimensions: 100x90x35 mm.

Check availability on the website pro.comelitgroup.com

ULTRA (CONT.)

ULTRA (CONT.)

UT9270

TOUCH-SCREEN MODULE, ULTRA

Touchscreen module for Ultra entrance panel, compatible with all systems. Bluetooth connection for managing names in the directory using the installer's MyComelit app. Easy-to-use graphic interface allows the button interface to be customised for direct calls to switchboard, commercial activities (with corresponding logos), activation of an automated opening or light and viewing of apartment block messages. Can be used as a number keypad module to directly call the user when the relevant code is known, or for the access control function with activation of the audio or audio/video module outputs and the system actuators. 5" capacitive display with high visibility and impact-proof glass, plus theme selection (white or black). Has a Wiegand output for interfacing with access control systems. Equipped with RFID reader for activation of an opening using keys or Comelit cards. Automatic backlight regulation via the twilight sensor for the paired audio or audio/video module. Dimensions: 2 Ultra modules.

UT9279M

ULTRA NUMERICAL KEYPAD MODULE

Module with number keypad for Ultra entrance panel, compatible with all systems. Can be used as a module to directly call the user when the relevant code is known, and for the access control function with activation of the on-board relays and the audio or audio/video module outputs and the system actuators. The access codes can be Permanent (always valid), metered (valid for a specific number of uses) or associated with a validity date. In the latter case, each code can be assigned a start date/validity end date, dual daily time band, validity days. Each access code can be assigned up to 4 zones. The function enabling playback for the corresponding audio message when each button is pressed can be activated. There is also an event log containing all information (codes activated, user who used them, users called, etc.) which can store up to 1275 events. Has a Wiegand output for interfacing with access control systems. Automatic button backlight switch-off during daytime hours via the twilight sensor for the paired audio or audio/video module. Anodised aluminium alloy coating. Dimensions: 100x90x35 mm (1 Ultra module).

SK9000U

SIMPLEKEY BASIC MODULE, ULTRA

SimpleKey Basic access control module for Ultra entrance panel, compatible with all systems. Equipped with RFID reader for activation of an opening using keys or Comelit cards. Can store up to 1500 electronic keys. Anodised aluminium alloy coating. Dimensions: 1 Ultra module. Dimensions: 100x90x35 mm.

SK9001U

SIMPLEKEY ADVANCED MODULE, ULTRA

SimpleKey Advanced access control and control panel module for Ultra entrance panel, compatible with all systems. Equipped with RFID reader for activation of an opening using keys or Comelit cards. Can store up to 1500 electronic keys. Last 1,400 events stored. Option of creating complex multi-port systems without the need for physical connection (virtual network). Anodised aluminium alloy coating. Dimensions: 1 Ultra module. Dimensions: 100x90x35 mm.

UT9290M

ULTRA ACCESS CONTROL READER MODULE

Module designed to house third-party access control units for Ultra entrance panel. Hole 40 x 40 mm. Coated in anodised aluminium alloy. Dimensions: 100x90x35mm. NOTE: mechanical compatibility with third-party panel-mount reader must be checked and verified for different models.

UT9240

ULTRA INFORMATION MODULE

Info module for Ultra entrance panels, compatible with all systems. Automatic nameplate backlight switch-off during daytime hours via the twilight sensor for the paired audio or audio/video module. White nameplate lighting. Made using polymethyl methacrylate given a treatment increasing resistance to UV rays while preventing yellowing and dulling. Dimensions: 1 Ultra module. Dimensions: 100x90x35mm.

UT9240M

METAL ULTRA INFORMATION MODULE

Metal version of info module for Ultra entrance panels, compatible with all systems. Automatic nameplate backlight switch-off during daytime hours via the twilight sensor for the paired audio or audio/video module. White nameplate lighting. Made with aluminium trim to increase resistance to impact and polymethyl methacrylate treated to increase resistance to UV rays while preventing yellowing and dulling. Dimensions: 1 Ultra module. Dimensions: 100x90x35mm.

UT9230M

METAL ULTRA BLANK MODULE
Metal version of the blank module for Ultra entrance panels. Coated in anodised aluminium alloy. Dimensions: 1 Ultra module. Dimensions: 100x90x35mm.

ACCESSORIES

BUTTONS AND CAPS

UT9211

SINGLE ULTRA BUTTON
Single button for Ultra entrance panel. Made using polymethyl methacrylate given a treatment increasing resistance to UV rays while preventing yellowing and dulling. Double nameplate (blank and with a bell symbol) included. Easy nameplate replacement.

UT9212

DOUBLE ULTRA BUTTON
Double button for Ultra entrance panel. Made using polymethyl methacrylate given a treatment increasing resistance to UV rays while preventing yellowing and dulling. Double nameplate (blank and with a bell symbol) included. Easy nameplate replacement.

UT9211M

SINGLE METAL ULTRA BUTTON
Single button for Ultra entrance panel. Made with aluminium trim to increase resistance to impact and polymethyl methacrylate treated to increase resistance to UV rays while preventing yellowing and dulling. Double nameplate (blank and with a bell symbol) included. Easy nameplate replacement.

UT9212M

DOUBLE METAL ULTRA BUTTON
Metal version of the double button for Ultra entrance panel. Made with aluminium trim to increase resistance to impact and polymethyl methacrylate treated to increase resistance to UV rays while preventing yellowing and dulling. Double nameplate (blank and with a divider symbol) included. Easy nameplate replacement.

UT9211FM

SINGLE FULL METAL ULTRA BUTTON
Full-Metal version of the single button for Ultra entrance panel. Made with an aluminium coating to increase resistance to impact and polymethyl methacrylate treated to increase resistance to UV rays while preventing yellowing and dulling.

UT9212FM

DOUBLE FULL METAL ULTRA BUTTON
Full-Metal version of the double button for Ultra entrance panel. Made with an aluminium coating to increase resistance to impact and polymethyl methacrylate treated to increase resistance to UV rays while preventing yellowing and dulling.

UT9221

PLASTIC ULTRA CAP
Cap for Ultra entrance panel. Made using polymethyl methacrylate given a treatment increasing resistance to UV rays while preventing yellowing and dulling.

UT9221M

METAL ULTRA CAP
Full-Metal version of the cap for Ultra entrance panel. Made with an aluminium coating to increase resistance to impact and polymethyl methacrylate treated to increase resistance to UV rays while preventing yellowing and dulling.

UT9110

ULTRA NAMEPLATE LABEL SHEETS
The kit contains 5 sheets of labels for nameplates and 1 sheet for the information module.

ULTRA (CONT.)

CUSTOMISED FULL METAL BUTTONS WITH ENGRAVED TEXT AND BACKLIGHTING



*Full Metal buttons Customisable on request.

UT9212FM/12 Engraving: 1-2	**UT9212FM/5PAB** Engraving: 5°A - 5°B
UT9212FM/34 Engraving: 3-4	**UT9212FM/6PAB** Engraving: 6°A - 6°B
UT9212FM/56 Engraving: 5-6	**UT9212FM/7PAB** Engraving: 7°A - 7°B
UT9212FM/78 Engraving 7-8	**UT9212FM/8PAB** Engraving: 8°A - 8°B
UT9212FM/910 Engraving: 9-10	**UT9212FM/9PAB** Engraving: 9°A - 9°B
UT9212FM/1112 Engraving: 11-12	**UT9212FM/10PAB** Engraving: 10°A - 10°B
UT9212FM/1314 Engraving: 13-14	**UT9212FM/11PAB** Engraving: 11°A - 11°B
UT9212FM/1516 Engraving: 15-16	**UT9212FM/12PAB** Engraving: 12°A - 12°B
UT9212FM/1718 Engraving: 17-18	**UT9212FM/1PCD** Engraving: 1°C - 1°D
UT9212FM/1920 Engraving: 19-20	**UT9212FM/2PCD** Engraving: 2°C - 2°D
UT9212FM/2122 Engraving: 21-22	**UT9212FM/3PCD** Engraving: 3°C - 3°D
UT9212FM/2324 Engraving: 23-24	**UT9212FM/4PCD** Engraving: 4°C - 4°D
UT9212FM/2526 Engraving: 25-26	**UT9212FM/5PCD** Engraving: 5°C - 5°D
UT9212FM/2728 Engraving: 27-28	**UT9212FM/6PCD** Engraving: 6°C - 6°D
UT9212FM/2930 Engraving: 29-30	**UT9212FM/7PCD** Engraving: 7°C - 7°D
UT9212FM/3132 Engraving: 31-32	**UT9212FM/8PCD** Engraving: 8°C - 8°D
UT9212FM/1PAB Engraving: 1°A - 1°B	**UT9212FM/9PCD** Engraving: 9°C - 9°D
UT9212FM/2PAB Engraving: 2°A - 2°B	**UT9212FM/10PCD** Engraving: 10°C - 10°D
UT9212FM/3PAB Engraving: 3°A - 3°B	**UT9212FM/11PCD** Engraving: 11°C - 11°D
UT9212FM/4PAB Engraving: 4°A - 4°B	**UT9212FM/12PCD** Engraving: 12°C - 12°D
UT9211FM/LM Engraving: ☀	

ACCESSORIES

UT9331P

ULTRA INSTALLATION KIT FOR PLASTERBOARD, 1 MODULE
Kit for installing the 1-module Ultra entrance panel on plasterboard walls.

Check availability on the website pro.comelitgroup.com

UT9332P

ULTRA INSTALLATION KIT FOR PLASTERBOARD, 2 MODULES
Kit for installing the 2-module Ultra entrance panel on plasterboard walls.

Check availability on the website pro.comelitgroup.com

UT9333P

ULTRA INSTALLATION KIT FOR PLASTERBOARD, 3 MODULES
Kit for installing the 3-module Ultra entrance panel on plasterboard walls.

Check availability on the website pro.comelitgroup.com

UT9334P

ULTRA INSTALLATION KIT FOR PLASTERBOARD, 4 MODULES
Kit for installing the 4-module Ultra entrance panel on plasterboard walls.

Check availability on the website pro.comelitgroup.com

UT9333G

ULTRA INSTALLATION KIT FOR GLASS, 3 MODULES
Kit for installing the 4-module Ultra entrance panel on plasterboard walls.

Check availability on the website pro.comelitgroup.com

CODES IN THE FOLLOWING TABLES

3ONE6 - MONOLITHIC AUDIO/VIDEO ENTRANCE PANEL IN STAINLESS STEEL

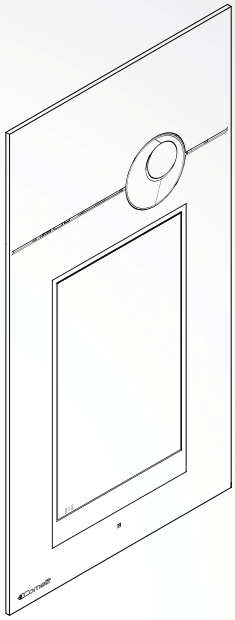

3ONE6 TOUCH AND SENSE: 182x342x4 (LxHxD MM)

3ONE6 TOUCH is an entrance panel with 8“ touch-screen display and customisable interface.
3ONE6 SENSE is an entrance panel that has no keys as the metal surface itself is touch-sensitive.

Installation systems

SIMPLEBUS2 | SIMPLEBUS1 | ViP

Technical Manual TOUCH

Technical Manual SENSE

GOOD DESIGN

reddot design award
product design 2013

Merlion Awards

AVAILABLE VERSIONS

TOUCH
STAINLESS
STEEL

3453S
3454HD

SENSE
AUDIO
STAINLESS
STEE

3451AS

SENSE
AUDIO / VIDEO
STAINLESS
STEEL

3451S
3452HD

FEATURES AND FUNCTIONS

	3ONE6 TOUCH	3ONE6 SENSE
GENERAL FEATURES		
Type	Monolithic	Monolithic
Product colour	Steel	Steel
Material	AISI 316 Stainless steel	AISI 316 Stainless steel
Flush-mounted	Yes	Yes
Wall-mounted	Yes, with special accessory	Yes, with special accessory
COMPATIBLE SYSTEMS		
Compatible with the audio and the audio/video unit	Art.4680C, Art.4682HD	Art.1622, Art.4680C, Art.4682HD
Audio/Video Simplebus 2 with 4888C power supply uni	Yes	Yes
ViP	Yes	Yes
DISPLAY SPECIFICATIONS		
Display type	LCD, Graphic and Capacitive	LCD, Graphic
Size (inches)	8	3
Resolution (pixel)	800x480	128x64
HARDWARE SPECIFICATIONS		
Call type	Buttons, Digital	Digital
Type buttons	Capacitive	Capacitive
Number of buttons	From 1 to 60	-
ENVIRONMENTAL AND CONFORMITY SPECIFICATIONS		
IP protection rating	IP54	IP54
Anti-vandal IK protection rating	IK08	IK08
Operating temperature (°C)	-25 ÷ 55	-25 ÷ 55
RH max operating humidity (%)	25 ÷ 95	25 ÷ 95
Environmental class	III	III

3ONE6 (CONT.)

3ONE6 (CONT.)

ACCESSORIES

3ONE6 - COMMON ACCESSORIES

3458

ACCESS CONTROL ACCESSORY MODULE FOR EXTERNAL UNITS, 316
Flush-mounted 3 mm thick stainless steel plate for housing the access control module. Can be used in conjunction with all entrance panels in the 316 range. Dimensions 88x182x3 mm.

3460/6

FLUSH-MOUNT BOX FOR 3ONE6 ANALOG, TOUCH, SENSE
Flush-mounted box for3ONE6 ANALOG, 3ONE6 TOUCH (art. 3453S, 3453S/A, 3454HD, 3454HD/A), 3ONE6 SENSE (art. 3451S, 3451AS, 3452HD). Dimensions: 164x323x56 mm.

3462/6

WALL HOUSING FOR 3ONE6 ANALOG, TOUCH, SENSE
Stainless steel accessory for wall-mounted entrance panels 3ONE6 ANALOG, 3ONE6 TOUCH (art. 3453S, 3453S/A, 3454HD, 3454HD/A), 3ONE6 SENSE (art. 3451S, 3451AS, 3452HD). Dimensions 180x340x56 mm.

3ONE6 TOUCH AND SENSE - ACCESSORIES

1596B

POWER SUPPLY 33VDC 60W 100-240VAC, PSE CERTIFIED
Power supply unit with 110-230 VAC primary and 33 VDC / 1.8A continuous output for 316 range entrance panels. Equipped with internal protection against current overload and short circuits. Dimensions: 118x92.59x60.5 mm (7 DIN modules). PSE certified.

3459

ROOF COMPLETE WITH LEDS FOR SENSE 316 ST. STEEL ENT. PANEL
Rain shield for 316 series panels.

1595

120-230VAC / 33VDC POWER SUPPLY UNIT
Power supply unit with input of 120÷230VAC, 33VDC output with 500mA continuous and 1.2A inrush current for video door entry panel. Equipped with internal protection against overcurrent and short circuits. Dimensions: 28.2”x3.5”x2.4”. (4 DIN modules)

CODES IN THE FOLLOWING TABLES

SWITCH - STAINLESS STEEL ENTRANCE PANEL WITH DIE-CAST COVER

SWITCH VARIES ACCORDING TO THE COMPOSITION

Monoblock entrance panel in 2,5 mm thick stainless steel; The ultraslim design makes it ideal for both wall-mounting and flushmounting (with the relative accessories). In support of the front plate it is provided the adapter art. 1250U needed to place the audio or audio/video group purchased separately depending on the type of wiring (2-wire Digital or ViP). The front plate is complete with mounted and wired buttons art. 3061M and 3061S.

PATENTED

Installation systems

SIMPLEBUS2 SIMPLEBUS1 ViP

Technical Manual

FEATURES AND FUNCTIONS

GENERAL FEATURES	
Type	Monolithic
Product colour	Stainless
Material	AISI 316 Stainless steel
Flush-mounted	Yes, with special accessory
Wall-mounted	Yes, with special accessory
COMPATIBLE SYSTEMS	
Compatible with the audio and the audio/video unit	Art.1682, Art.1621, Art.1622, Art.1622VC, Art.4680C, Art.4681, Art.4682HD
Audio/Video Simplebus 2 with 4888C power supply uni	Yes
Audio/video Simplebus 2 with 1210/1210A power supply uni	Yes
Kit audio/video Simplebus 2 with 1209 power supply uni	Yes
Audio Simplebus 2 with 1210/1210A power supply uni	Yes
Audio/video Simplebus 1	Yes
Audio Simplebus 1	Yes
ViP	Yes
HARDWARE SPECIFICATIONS	
Call type	Buttons
Type buttons	Mechanical
Number of buttons	From 1 to 80
Backlighting colour	White
ENVIRONMENTAL AND CONFORMITY SPECIFICATIONS	
IP protection rating	IP54
Anti-vandal IK protection rating	IK08
Operating temperature (°C)	-25 ÷ 55
RH max operating humidity (%)	25 ÷ 95
Environmental class	III

COMPONENTS

FRONT PANEL

Code	N. Buttons	N. Columns	Dimensions (LxHxD)	Flush-mounted box	Wall-mount housing
IX0101	1	1	262,7x150x2,5 mm	IX9150	IX9160
IX0102	2	1	262,7x150x2,5 mm	IX9150	IX9160
IX0103	3	1	262,7x150x2,5 mm	IX9150	IX9160
IX0104	4	1	262,7x150x2,5 mm	IX9150	IX9160
IX0105	5	1	369,1x150x2,5 mm	IX9151	IX9161
IX0106	6	1	369,1x150x2,5 mm	IX9151	IX9161
IX0107	7	1	369,1x150x2,5 mm	IX9151	IX9161
IX0108	8	1	369,1x150x2,5 mm	IX9151	IX9161
IX0109	9	1	475,5x150x2,5 mm	IX9152	IX9162
IX0110	10	1	475,5x150x2,5 mm	IX9152	IX9162
IX0111	11	1	475,5x150x2,5 mm	IX9152	IX9162
IX0112	12	1	475,5x150x2,5 mm	IX9152	IX9162
IX0212	12	2	395,7x216,4x2,5 mm	IX9153	IX9163
IX0214	14	2	395,7x216,4x2,5 mm	IX9153	IX9163
IX0216	16	2	395,7x216,4x2,5 mm	IX9153	IX9163
IX0218	18	2	395,7x216,4x2,5 mm	IX9153	IX9163
IX0220	20	2	502,1x216,4x2,5 mm	IX9154	IX9164
IX0222	22	2	502,1x216,4x2,5 mm	IX9154	IX9164
IX0224	24	2	502,1x216,4x2,5 mm	IX9154	IX9164
IX0226	26	2	502,1x216,4x2,5 mm	IX9154	IX9164
IX0324	24	3	448,9x302,9x2,5 mm	IX9155	IX9165
IX0327	27	3	448,9x302,9x2,5 mm	IX9155	IX9165
IX0330	30	3	448,9x302,9x2,5 mm	IX9155	IX9165
IX0333	33	3	448,9x302,9x2,5 mm	IX9155	IX9165
			Available on order		
IX0336	36	3	502x303x2,5 mm	IX9180	IX9176
IX0339	39	3	502x303x2,5 mm	IX9180	IX9176
IX0440	40	4	502x409x2,5 mm	IX9181	IX9177
IX0444	44	4	502x409x2,5 mm	IX9181	IX9177
IX0448	48	4	502x409x2,5 mm	IX9181	IX9177
IX0452	52	4	502x409x2,5 mm	IX9181	IX9177
IX0555	55	5	502x495x2,5 mm	IX9182	IX9178
IX0560	60	5	502x495x2,5 mm	IX9182	IX9178
IX0565	65	5	502x495x2,5 mm	IX9182	IX9178
IX0570	70	5	608,5x495x2,5 mm	IX9183	IX9179
IX0575	75	5	608,5x495x2,5 mm	IX9183	IX9179
IX0580	80	5	608,5x495x2,5 mm	IX9183	IX9179

FRONT PANEL WITH BUTTONS AND KEYPAD

Code	N. Buttons	N. Columns	Dimensions (HxLxP)	Flush-mounted box	Wall-mount housing
IX0101KP	1	1	262,7x150x2,5 mm	IX9150	IX9160
IX0102KP	2	1	369,1x150x2,5 mm	IX9151	IX9161
IX0103KP	3	1	369,1x150x2,5 mm	IX9151	IX9161
IX0104KP	4	1	369,1x150x2,5 mm	IX9151	IX9161

FRONT PANEL WITH BUTTONS AND CABLE CUTOUT

Code	N. Buttons	N. Columns	Dimensions (HxLxP)	Flush-mounted box	Wall-mount housing
IX0101CO	1	1	262,7x150x2,5 mm	IX9150	IX9160
IX0102CO	2	1	369,1x150x2,5 mm	IX9151	IX9161
IX0103CO	3	1	369,1x150x2,5 mm	IX9151	IX9161
IX0104CO	4	1	369,1x150x2,5 mm	IX9151	IX9161

SWITCH (CONT.)

SWITCH (CONT.)

FLUSH-MOUNTED BOXES

IX9150 FLUSH-MOUNTED BOX FOR FRONT PLATE W/ 1-2-3-4 BUTT.
Flush-mounted box for entrance panels art. IX0101, IX0102, IX0103 and IX0104 with 1-2-3-4 buttons. Dimensions: 124x236.7x56 mm.

IX9151 FLUSH-MOUNTED BOX FOR FRONT PLATE W/ 5-6-7-8 BUTT.
Flush-mounted box for entrance panels art. IX0105, IX0106, IX0107 and IX0108 with 5-6-7-8 buttons. Dimensions: 124x343.1x56 mm.

IX9152 FLUSH-MOUNTED BOX FOR FRONT PLATE W/ 9-10-11-12
Flush-mounted box for entrance panels art. IX0109, IX0110, IX0111 and IX0112 with 9-10-11-12 buttons. Dimensions: 124x449.5x56 mm.

IX9153 FLUSH-MOUNTED BOX FOR FRONT PLATE W/ 12-14-16-18
Flush-mounted box for entrance panels art. IX0212, IX0214, IX0216 and IX0218 with 12-14-16-18 buttons. Dimensions: 190.4x369.7x56 mm.

IX9154 FLUSH-MOUNTED BOX FOR FRONT PLATE W/ 20-22-24-26
Flush-mounted box for entrance panels art. IX0220, IX0222, IX0224 and IX0226 with 20-22-24-26 buttons. Dimensions: 190.4x476.1x56 mm.

IX9155 FLUSH-MOUNTED BOX FOR FRONT PLATE W/ 24-27-30-33
Flush-mounted box for entrance panels art. IX0324, IX0327, IX0330 and IX0333 with 24-27-30-33 buttons. Dimensions: 276.9x422.9x56 mm.

IX9180 FLUSH-MOUNTED BOX FOR FRONT PANEL W/ 36-39
Flush-mounted box for Switch front panels art. IX0336, IX0339 with 36-39 buttons, galvanised steel finish. Dimensions (LxHxD): 276.9 x 476 x 56 mm.

IX9181 FLUSH-MOUNTED BOX FOR FRONT PANEL W/ 40-44-48-52
Flush-mounted box for Switch front panels art. IX0440, IX0444, IX0448, IX0452 with 40-44-48-52 buttons, galvanised steel finish. Dimensions (LxHxD): 383 x 476 x 56 mm.

IX9182 FLUSH-MOUNTED BOX FOR FRONT PANEL W/ 55-60-65
Flush-mounted box for Switch front panels art. IX0555, IX0560, IX0565 with 55-60-65 buttons, galvanised steel finish. Dimensions (LxHxD): 469 x 476 x 56 mm.

IX9183 FLUSH-MOUNTED BOX FOR FRONT PANEL W/ 70-75-80
Flush-mounted box for Switch front panels art. IX0570, IX0575, IX0580 with 70-75-80 buttons, galvanised steel finish. Dimensions (LxHxD): 469 x 582.5 x 56 mm.

WALL-MOUNT HOUSING WITH RAIN SHIELD

IX9160 HOUSING FOR FRONT PLATE W/ 1-2-3-4 BUTTONS
Surface-mounted casing for entrance panels art. IX0101, IX0102, IX0103 and IX0104 with 1-2-3-4 buttons.

IX9161 HOUSING FOR FRONT PLATE W/ 5-6-7-8 BUTTONS
Surface-mounted casing for entrance panels art. IX0105, IX0106, IX0107 and IX0108 with 5-6-7-8 buttons.

IX9162 HOUSING FOR FRONT PLATE W/ 9-10-11-12 BUTTONS
Surface-mounted casing for entrance panels art. IX0109, IX0110, IX0111 and IX0112 with 9-10-11-12 buttons.

IX9163 HOUSING FOR FRONT PLATE W/ 12-14-16-18 BUTTONS
Surface-mounted casing for entrance panels art. IX0212, IX0214, IX0216 and IX0218 with 12-14-16-18 buttons.

IX9164 HOUSING FOR FRONT PLATE W/ 20-22-24-26 BUTTONS
Surface-mounted casing for entrance panels art. IX0220, IX0222, IX0224 and IX0226 with 20-22-24-26 buttons.

IX9165

HOUSING FOR FRONT PLATE W/ 24-27-30-33 BUTTONS
Surface-mounted casing for entrance panels art. IX0220, IX0222, IX0224 and IX0226 with 20-22-24-26 buttons.

WALL-MOUNT HOUSING

IX9170

SURFACE-MNT + PLASTERBOARD FRONT. HOUSING 1-2-3-4
Housing without rainshield for wall and plasterboard installations for Switch front panels art. IX0101, IX0102, IX0103 and IX0104 with 1-2-3-4 buttons.

IX9171

SURFACE-MNT + PLASTERBOARD FRONT. HOUSING 5-6-7-8
Housing without rainshield for wall and plasterboard installations for Switch front panels art. IX0105, IX0106, IX0107 and IX0108 with 5-6-7-8 buttons.

IX9172

SURF-MNT + PLASTERBOARD FRONT. HOUSING 9-10-11-12
Housing without rainshield for wall and plasterboard installations for Switch front panels art. IX0109, IX0110, IX0111 and IX0112 with 9-10-11-12 buttons.

IX9173

SURF-MNT + PLASTERBOARD FRONT. HOUSING 12-14-16-18
Housing without rainshield for wall and plasterboard installations for Switch front panels art. IX0212, IX0214, IX0216 and IX0218 with 12-14-16-18 buttons.

IX9174

SURF-MNT + PLASTERBOARD FRONT. HOUSING 20-22-24-26
Housing without rainshield for wall and plasterboard installations for Switch front panels art. IX0220, IX0222, IX0224 and IX0226 with 20-22-24-26 buttons.

IX9175

SURF-MNT + PLASTERBOARD FRONT. HOUSING 24-27-30-33
Housing without rainshield for wall and plasterboard installations for Switch front panels art. IX0324, IX0327, IX0330 and IX0333 with 24-27-30-33 buttons.

Available on order

IX9176

WALL HOUSING FOR FRONT PANEL W/36-39 BUTTONS
Housing without rainshield for surface-mounted installations of Switch front panels art. IX0336 and IX0339 with 36-39 buttons.

IX9177

WALL HOUSING FOR FRONT PANELS W/40-44-48-52 BUTT.
Housing without rainshield for surface-mounted installations of Switch front panels art. IX0440, IX0444, IX0448 and IX0452 with 40-44-48-52 buttons.

IX9178

WALL HOUSING FOR FRONT PANELS W/55-60-65 BUTTONS
Housing without rainshield for surface-mounted installations of Switch front panels art. IX0555, IX0560 and IX0565 with 55-60-65 buttons.

IX9179

WALL HOUSING FOR FRONT PANELS W/70-75-80 BUTTONS
Housing without rainshield for surface-mounted installations of Switch front panels art. IX0570, IX0575 and IX0580 with 70-75-80 buttons.

SWITCH (CONT.)

SWITCH (CONT.)

ADDITIONAL FRONT PLATE



IX9100 BLANK FRONT PLATE W/ BUTTONS IN 1 COLUMN
Blank front plate with stainless steel finish for Switch entrance panels with 1 button column. Dimensions: 150x129.5x2.5 mm.

IX9200 BLANK FRONT PLATE W/ BUTTONS IN 2 COLUMNS
Blank front plate with stainless steel finish for Switch entrance panels with 2 button columns. Dimensions: 216.4x129.5x2.5 mm.

IX9300 BLANK FRONT PLATE W/ BUTTONS IN 3 COLUMNS
Blank front plate with stainless steel finish for Switch entrance panels with 3 button columns. Dimensions: 302.9x129.5x2.5 mm.

IX9400 BLANK FRONT PANEL - 4 COLUMNS
Blank front panel with AISI 316 stainless steel finish for Switch entrance panels with 4 button columns. Dimensions (LxHxD): 409 x 127.5 x 2.5 mm.

IX9500 BLANK FRONT PANEL - 5 COLUMNS
Blank front panel with AISI 316 stainless steel finish for Switch entrance panels with 5 button columns. Dimensions (LxHxD): 495 x 127.5 x 2.5 mm.

IX9101 ELECTRONIC KEY FRONT PLATE - 1 COLUMN
Digital electronic key front plate with LED keypad backlighting and stainless steel finish, for Switch entrance panels with 1 button column. Allows the operation of electric door locks or other devices. Dimensions: 150x129.5x2.5 mm.

IX9201 ELECTRONIC KEY FRONT PLATE - 2 COLUMNS
Digital electronic key front plate with LED keypad backlighting and stainless steel finish, for Switch entrance panels with 2 button columns. Allows the operation of electric door locks or other devices. Dimensions: 216.4x129.5x2.5 mm.

IX9301 ELECTRONIC KEY FRONT PLATE - 3 COLUMNS
Digital electronic key front plate with LED keypad backlighting and stainless steel finish, for Switch entrance panels with 3 button columns. Allows the operation of electric door locks or other devices. Dimensions: 302.9x129.5x2.5 mm.

IX9102 SIMPLEKEY FACILITY FRONT PLATE - 1 COLUMN
Front plate designed for use with Simplekey reader, with stainless steel finish for Switch entrance panels with 1 button column. Dimensions: 150x129.5x2.5 mm.

IX9202 SIMPLEKEY FACILITY FRONT PLATE - 2 COLUMNS
Front plate designed for use with Simplekey reader, with stainless steel finish for Switch entrance panels with 2 button columns. Dimensions: 216.4x129.5x2.5 mm.

IX9302 SIMPLEKEY FACILITY FRONT PLATE - 3 COLUMNS
Front plate designed for use with Simplekey reader, with stainless steel finish for Switch entrance panels with 3 button columns. Dimensions: 302.9x129.5x2.5 mm.

IX9402 FRONT PANEL DESIGNED FOR SIMPLEKEY - 4 COLUMNS
Front panel for Switch with 4 button columns designed for use with Simplekey reader, with AISI 316 stainless steel finish. Dimensions (LxHxD): 409 x 127.5 x 2.5 mm.

IX9502 FRONT PANEL DESIGNED FOR SIMPLEKEY - 5 COLUMNS
Front panel for Switch with 5 button columns designed for use with Simplekey reader, with AISI 316 stainless steel finish. Dimensions (LxHxD): 495 x 127.5 x 2.5 mm.

IX9103

VIGIK FACILITY FRONT PLATE - 1 COLUMN
Front plate designed for use with Vigik reader, with stainless steel finish for Switch entrance panels with 1 button column. Dimensions: 150x129.5x2.5 mm.

IX9203

VIGIK FACILITY FRONT PLATE - 2 COLUMNS
Front plate designed for use with Vigik reader, with stainless steel finish for Switch entrance panels with 2 button columns. Dimensions: 216.4x129.5x2.5 mm.

IX9303

VIGIK FACILITY FRONT PLATE - 3 COLUMNS
Front plate designed for use with Vigik reader, with stainless steel finish for Switch entrance panels with 3 button columns. Dimensions: 302.9x129.5x2.5 mm.

IX9104

MAGNETIC INDUCTION FRONT PLATE - 1 COLUMN
Front plate for Switch entrance panels with 1 button column, featuring an audio induction loop which allows hearing impaired users to listen to the audio conversation on the external unit via their own hearing aid device (with T switch). Stainless steel finish. Dimensions: 150x129.5x2.5 mm.

IX9204

MAGNETIC INDUCTION FRONT PLATE - 2 COLUMNS
Front plate for Switch entrance panels with 2 button columns, featuring an audio induction loop which allows hearing impaired users to listen to the audio conversation on the external unit via their own hearing aid device (with T switch). Stainless steel finish. Dimensions: 216.4x129.5x2.5 mm.

IX9304

MAGNETIC INDUCTION FRONT PLATE - 3 COLUMNS
Front plate for Switch entrance panels with 3 button columns, featuring an audio induction loop which allows hard-of-hearing users to listen to the audio conversation on the external unit via their own hearing aid device (with T switch). Stainless steel finish. Dimensions: 302.9x129.5x2.5 mm.

IX9404

MAGNETIC INDUCTION FRONT PANEL - 4 COLUMNS
Front panel for Switch with 4 button columns, featuring a magnetic induction loop which allows hearing impaired users to listen to the audio conversation on the external unit via their own hearing aid device (with T-coil selector switch). AISI 316 stainless steel. Dimensions (LxHxD): 409 x 127.5 x 20 mm.

IX9504

MAGNETIC INDUCTION FRONT PANEL - 5 COLUMNS
Front panel for Switch with 5 button columns, featuring a magnetic induction loop which allows hearing impaired users to listen to the audio conversation on the external unit via their own hearing aid device (with T-coil selector switch). AISI 316 stainless steel. Dimensions (LxHxD): 495 x 127.5 x 20 mm.

SWITCH (CONT.)

SWITCH (CONT.)

FLUSH-MOUNTED BOXES FOR ADDITIONAL FRONT PLATE

IX9156
FLUSH-MOUNTED BOX FOR FRONT PLATE W/ACCESS. 1 COLUMN
Flush-mounted box for front plate accessory for Switch series entrance panels with 1 column.
Dimensions (LxHxD): 124x110.5x55 mm.

IX9157
FLUSH-MOUNTED BOX FOR FRONT PLATE W/ACCESS. 2 COLUMNS
Flush-mounted box for front plate accessory for Switch series entrance panels with 2 columns.
Dimensions (LxHxD): 190.4x110.5x55 mm.

IX9158
FLUSH-MOUNTED BOX FOR FRONT PLATE W/ACCESS. 3 COLUMNS
Flush-mounted box for front plate accessory for Switch series entrance panels with 3 columns.
Dimensions (LxHxD): 276.9x110.5x55 mm.

IX9184
FLUSH-MOUNT BOX FOR FRONT PANEL ACCESS., 4 COLUMNS
Flush-mounted box for Switch front plate accessory with 4 button columns, galvanised steel finish.
Dimensions (LxHxD): 383 x 110.5 x 56 mm.

IX9185
FLUSH-MOUNT BOX FOR FRONT PANEL ACCESS., 5 COLUMNS
Flush-mounted box for Switch front plate accessory with 5 button columns, galvanised steel finish.
Dimensions (LxHxD): 469 x 110.5 x 56 mm.

SURFACE-MOUNT CASINGS WITH RAIN SHIELD FOR ADDITIONAL FRONT COVERS

IX9160A
HOUSING FOR FRONT PLATE W/ 1-2-3-4 BUTTONS + ACC
Housing with rainshield for wall installations for Switch front panels art. IX0101, IX0102, IX0103 and IX0104 with 1-2-3-4 buttons and accessory front panel 1 button column.

IX9161A
HOUSING FOR FRONT PLATE W/ 5-6-7-8 BUTTONS + ACC
Housing with rainshield for wall installations for Switch front panels art. IX0105, IX0106, IX0107 and IX0108 with 5-6-7-8 buttons and accessory front panel 1 button column.

IX9162A
HOUSING FOR FRONT PLATE W/ 9-10-11-12 BUTTONS +ACC
Housing with rainshield for wall installations for Switch front panels art. IX0109, IX0110, IX0111 and IX0112 with 9-10-11-12 buttons and accessory front panel 1 button column.

IX9163A
HOUSING FOR FRONT PLATE W/ 12-14-16-18 BUTTONS+ACC
Housing with rainshield for wall installations for Switch front panels art. IX0212, IX0214, IX0216 and IX0218 with 12-14-16-18 buttons and accessory front panel 2 button columns.

IX9164A
HOUSING FOR FRONT PLATE W/ 20-22-24-26 BUTTONS+ACC
Housing with rainshield for wall installations for Switch front panels art. IX0220, IX0222, IX0224 and IX0226 with 20-22-24-26 buttons and accessory front panel 2 button columns.

IX9165A
HOUSING FOR FRONT PLATE W/ 24-27-30-33 BUTTONS+ACC
Housing with rainshield for wall installations for Switch front panels art. IX0324, IX0327, IX0330 and IX0333 with 24-27-30-33 buttons and accessory front panel 3 button columns.

ACCESSORIES

1250U

AUDIO OR AUDIO/VIDEO UNIT ADAPTER
Adapter supplied with the Switch entrance panel, for use when securing the audio or audio/video modules - not supplied - depending on the type of wiring applied (Simplebus digital 2-wire or ViP).

3061M

MASTER BUTTON WITH NAMEPLATE
Master button that can be used in both 2-wire and ViP digital systems, consisting of a nameplate and a steel pressure call button. The brightness of the white LED is adjustable on the back. The installation is foreseen on 2.5 mm thick metal plates.

3061S

SLAVE BUTTON WITH NAMEPLATE
Slave button that can be used in both 2-wire and ViP digital systems, consisting of a nameplate and a steel pressure call button. The brightness of the white LED is adjustable on the back. The installation is foreseen on 2.5 mm thick metal plates.

3058

NAMEPLATE FOR BUTTON 3061M-3061S-3061A
Spare nameplate for button 3061M - 3061S - 3061A. Pack of 5 units

3059

LABEL SHEETS FOR 30161 AND INOX ENTRANCE PANEL
Adhesive label sheets in transparent, UV-resistant PET, for nameplates used with buttons art. 3061x and with the Switch entrance panel. Pack of 5 sheets.

KITS

KVS2001

SB2 SWITCH AND MINI HANDSFREE KIT
Video door entry kit consisting of n° 1 Mini hands-free monitor art. 6721W, 1 branch terminal art. 1214/2C, n° 1 termination terminal art. 1216, n° 1 power supply art. 1210, n° 1 pushbutton panel Switch series with 1 button art. IX0101 with relative flush-mounting box art. IX9150 and n° 1 colour audio/video unit. Simplebus2 system.

KVS2011

SB2 SWITCH AND MINI HANDSFREE WI-FI KIT
Video door entry kit consisting of n° 1 Mini hands-free monitor art. 6741W, 1 branch terminal art. 1214/2C, n° 1 termination terminal art. 1216, n° 1 power supply art. 1210, n° 1 pushbutton panel Switch series with 1 button art. IX0101 with relative flush-mounting box art. IX9150 and n° 1 colour audio/video unit. Simplebus2 system.

KVS2001KP

SWITCH VIDEO KEYPAD KIT - MINI HF. 2 WIRES
Single-family kit with flush-mounted Switch entrance panel with 1 button and electronic key keypad and Mini Handsfree monitor. Pre-configured and ready to use. Can be expanded up to 4 internal units. Simplebus2 system.

KVS2011KP

SWITCH VIDEO KEYPAD KIT-MINI HF WI-FI. S2
Single-family kit with flush-mounted Switch entrance panel with 1 button and electronic key keypad and Mini Handsfree monitor with Wi-Fi that allows you to answer video entry phone calls from anywhere. Pre-configured and ready to use. Can be expanded up to 4 internal units. Simplebus2 system.

CODES IN THE FOLLOWING TABLES

VANDALCOM - MODULAR AUDIO/VIDEO ENTRANCE PANEL IN VANDAL-PROOF STEEL

VANDALCOM is the vandal-resistant stainless steel entrance panel designed to withstand even the most violent acts of vandalism. The frame is available in 2 different colours (steel grey and dark grey), for analogue and digital versions. Boxes made using 1.5 mm thick galvanised aluminium, impact-proof modules created using 2 thick stainless steel plates, stainless steel short stroke buttons - not recessed but flush with the plate - and special armoured screws: every detail has been specifically designed to withstand violent acts of vandalism.

Installation systems

SIMPLEBUS2 | SIMPLEBUS1 | ViP

Technical Manual

AVAILABLE VERSIONS

	EXAMPLE ANALOGUE AUDIO COMPOSITION		EXAMPLE ANALOGUE AUDIO/VIDEO COMPOSITION		EXAMPLE ANALOGUE AUDIO COMPOSITION
	EXAMPLE ANALOGUE AUDIO/VIDEO COMPOSITION		EXAMPLE DIGITAL AUDIO COMPOSITION		EXAMPLE DIGITAL AUDIO/VIDEO COMPOSITION

FEATURES AND FUNCTIONS	
GENERAL FEATURES	
Type	Modular
Product colour	Steel
Material	Stainless steel
Flush-mounted	Yes, with special accessory
Wall-mounted	Yes, with special accessory
Rain protection	Yes, with special accessory
COMPATIBLE SYSTEMS	
Compatible with the audio and the audio/video unit	Art.1682, Art.1621, Art.1622, Art.1622VC, Art.4680C, Art.4681, Art.4682HD
Audio/Video Simplebus 2 with 4888C power supply uni	Yes
Audio/video Simplebus 2 with 1210/1210A power supply uni	Yes
Kit audio/video Simplebus 2 with 1209 power supply uni	Yes
Audio Simplebus 2 with 1210/1210A power supply uni	Yes
Audio/video Simplebus 1	Yes
Audio Simplebus 1	Yes
ViP	Yes
HARDWARE SPECIFICATIONS	
Call type	Buttons, Digital
Type buttons	Mechanical
ENVIRONMENTAL AND CONFORMITY SPECIFICATIONS	
IP protection rating	IP54
Anti-vandal IK protection rating	IK10
Operating temperature (°C)	-25 ÷ 55
RH max operating humidity (%)	25 ÷ 95

COMPONENTS

WALL-MOUNT STAINLESS STEEL HOUSING, VANDALCOM SERIES

Code	N. modules	Dimensions (LxHxD)
3159/1	1	142x142x58 mm
3159/2	2	142x254x58 mm
3159/3	3	142x366x58 mm

FLUSH-MOUNT BOX FOR VANDALCOM ENTRANCE PANEL

Code	N. modules	Dimensions (LxHxD)
3160/1	1	130x130x58 mm
3160/2	2	130x242x58 mm
3160/3	3	130x354x58 mm

VANDALCOM SERIES FRAME. DARK GREY COLOUR

Made in die-cast aluminium and coated with special weather-resistant powder paint. Dark grey colour.

Code	N. modules	Dimensions (LxHxD)
3161/1	1	143x143x18 mm
3161/2	2	143x255x18 mm
3161/3	3	143x367x18 mm

VANDALCOM (CONT.)

VANDALCOM (CONT.)

VANDALCOM SERIES FRAME. STEEL GREY COLOUR

Code	N. modules	Dimensions (LxHxD)
3161/1A	1	143x143x18 mm
3161/2A	2	143x255x18 mm
3161/3A	3	143x367x18 mm

MODULE FOR AUDIO UNITS, VANDALCOM SERIES

Made using double 2.5 mm 316 stainless steel plate. To be equipped with an audio unit depending on the cabling system used.

Code	N. Buttons	Dimensions (LxHxD)
3262S/0	0	106x106x5,6 mm
3262S/1	1	106x106x5,6 mm
3262S/2	2	106x106x5,6 mm

MODULE FOR AUDIO/VIDEO UNITS, VANDALCOM SERIES

Made using double 2.5 mm 316 stainless steel plate. For use with audio/video unit depending on the wiring system used.

Code	N. Buttons	Dimensions (LxHxD)
3268S/0	0	106x106x5,6 mm
3268S/1	1	106x106x5,6 mm
3268S/2	2	106x106x5,6 mm

3064S

4-BUTTON MODULE, VANDALCOM SERIES

Made of double 2.5 mm 316 stainless steel plate, complete with 4 pushbutton module. Dimensions 106x106x30 mm

3070S

DIGITAL CALL MODULE, VANDALCOM SERIES

Module made using double 2.5 mm 316 stainless steel plate, complete with keypad featuring 12 backlit buttons and 16-digit alphanumeric display showing call codes and user interaction messages (busy, etc.). Also functions as an electronic key code with 1000 possible different 6-digit command codes. Dimensions: 106x106x56 mm. Compatible only with the art. 4680, 4680C, 4681, 4682HC, 4682HD, 1621, 1621VC, 1622, 1622VC, 1682 and 1682HVC combined with the fronts art. 3262S/x and 3268S/x.

3072S

DIGITAL DIRECTORY MODULE, VANDALCOM SERIES

Module made using double 2.5 mm 316 stainless steel plate, complete with 4 backlit buttons and 32-digit alphanumeric display. Stores up to 1000 user names. Scroll through names using 2 search buttons. Once the name is displayed, simply press the call button. Dimensions: 106x106x56 mm. Compatible only with the art. 4680, 4680C, 4681, 4682HC, 1621, 1621VC, 1622, 1622VC, 1682 and 1682HVC combined with the fronts art. 3262S/x and 3268S/x.

3176S

STEEL BLANK MODULE, VANDALCOM SERIES

Made using double 2.5 mm stainless steel plate. Dimensions: 106x106x9 mm.

3178S

PTT MODULE, VANDALCOM SERIES

Module made using double 2.5 mm 316 stainless steel plate, with facility for PTT key. Dimensions 106x106x9 mm

3179S

MODULE FOR SIMPLEKEY READER, VANDALCOM SERIES
Module made using double 2.5 mm 316 stainless steel plate, with facility for housing SimpleKey units SK9000I-SK9001I-SK9030I. Dimensions: 106x106x9 mm

3186S

NDICATION/NAMEPLATE MODULE, VANDALCOM SERIES
Module made using double 2.5 mm 316 stainless steel plate. Complete with white label for general information (house no., etc.) and pre-printed label with space for 12 user names. Dimensions: 106x106x9 mm.

3188SB

VANDALCOM ELECTRONIC KEY
Made using double 2.5 mm 316 stainless steel plate. Complete with backlit keypad. Features 300 different 8-digit codes that can be programmed from the keypad to control two relays (10A), as well as a confirm request buzzer and relay activation LED. Relay closure time can be set from the keypad. Dimensions: 106x106x56 mm.

1172B

LED BULB FOR EXTERNAL UNITS
LED bulb for nameplate lighting.

VANDALCOM (CONT.)

VANDALCOM (CONT.)

1621	SIMPLEBUS 2W AUDIO UNIT WITH LED, IKALL SERIES Speaker unit for 2-wire systems complete with terminal block and audio control with echo-cancelling, sealed-unit loudspeaker, electret microphone and front-mounted loudspeaker volume control. Complete with microprocessor and 8-position dip switch for programming calls to users. On-board electronic lock-release function (3A) plus C, NC, NO contacts for 10A relay. Timed lock-release input and door open indication. Compatible with power supply unit art. 1210. Dimensions: 102x55x38 mm.
1621VC	2 WIRES IKALL AUDIO UNIT FOR REMOTE CAMERA Speaker unit for 2-wire systems complete with terminal block and audio control with echo-cancelling, sealed-unit loudspeaker, electret microphone and front-mounted loudspeaker volume control. Allows use of external PAL colour cameras. Complete with microprocessor and 8-position dip switch for programming calls to users. On-board electronic lock-release function (3A) plus C, NC, NO contacts for 10A relay. Timed lock-release input and door open indication. Compatible with power supply unit art. 1210. Dimensions: 102x55x38 mm.
1622	SIMPLEBUS AUDIO SPEAKER UNIT FOR IKALL ENTRANCE PANEL. Audio speaker unit for Simplebus system, complete with terminal block and digital audio management system with Eco-cancelling, watertight loudspeaker and electret microphone, loudspeaker volume can be adjusted from the front. Complete with microprocessor and DIP SWITCH with 8 positions for programming calls to users. 33Vdc power supply via special power supply unit art. 1595. On-board electronic lock-release function (3A), plus C, NC, NO 10A relay contacts. For use in modules Art. 33400, 33401 and 33402. Dimensions: 4”x2.2”x1.5”. Compatible with all Simplebus 2 functions and products. Allows call addressing for up to 120000 users. Timed lock-release input and door open indication.
1622VC	2 WIRES IKALL AUDIO UNIT FOR REMOTE CAMERA Module which allows modulation and transmission of the colour video signal on the riser. On input it has the composite video signal of a colour camera. Complete with microprocessor and DIP SWITCH with 8 positions for programming calls to users. 33Vdc power supply via special power supply unit Art. 1595. On-board electronic lock-release function (3A), plus C, NC, NO contacts for 10A relay. For use in modules Art. 33400, 33401 and 33402. Dimensions: 102x55x38 mm. Compatible with all Simplebus 2 functions and products. It allows call addressing for up to 120000 users. Timed lock-release inputs and door open indication.
1682	IKALL SERIES VIP SYSTEM KIT AUDIO UNIT Audio unit for ViP system. Complete with terminal block and digital audio management system with Echo-cancelling, watertight loudspeaker and electret microphone, loudspeaker volume adjustable from the front. For fitting in modules: part. 33400, 33401, 33402. Dimensions: 102x55x38 mm.

4680C

SIMPLEBUS AUDIO/COLOUR VIDEO UNIT FOR IKALL SERIES
Simplebus Colour system audio/video unit with terminal block complete with front-adjustable wide-angle 1/4” colour camera and LED camera illumination. Complete with terminal block and digital audio management system with Echo-cancelling, watertight loudspeaker and electret microphone; speaker volume control on front panel. Complete with microprocessor and DIP SWITCH with 8 positions for programming calls to users. Audio-visual indications for disabled individuals assistance request can be activated via programming. 33Vdc power supply via special power supply unit Art. 1595. On-board electronic lock-release function (3A), plus C, NC, NO contacts for 10A relay. Dimensions: 102x55x38 mm. Compatible with all SBTOP functions and products. It can be used for the call addressing of up to 120,000 users. Timed lock-release input and door open indication.

4681

2 WIRES AUDIO/VIDEO UNIT, IKALL SERIES
Colour audio-video unit for 2-wire systems with terminal block complete with directable colour camera with front adjustment, LED camera lighting. Complete with terminal block and audio control with echo-cancelling, sealed-unit loudspeaker, electret microphone and front-mounted loudspeaker volume control. Complete with microprocessor and 8-position dip switch for programming calls to users. Programmable audiovisual functions for users with disabilities. On-board electronic lock-release function (3A) plus C, NC, NO contacts for 10A relay. Timed lock-release input and door open indication. Compatible with power supply unit art. 1210. Dimensions: 102x55x38 mm.

4682HD

HD AUDIO/VIDEO UNIT IP (VIP), IKALL SERIES
ViP system audio-video unit with terminal block, complete with colour camera. Resolution 1280x720 pixels. Recording angle 110° (H) - 80° (V). IR led camera lighting. Complete with terminal block and digital audio management system with Echo-cancelling, watertight loudspeaker and electrets microphone; loudspeaker volume can be adjusted from the front. Programmable audio visual functions for users with disabilities. Standard POE audio-video unit, but if necessary 33 VDC power supply can be used the power supply unit art. 1595. Compatible with H.264 video format. Dimensions: 102x55x38 mm.

1219

NAME TAG SHEETS FOR VANDALCOM ENTRANCE PANEL
The kit contains 10 sheets of adhesive labels for nameplates, 7 sheets for information modules.

1235A

NAMEPLATE LABEL PRINTING SOFTWARE
Dedicated software for the creation and printing of nameplate and information labels for Ikall, Vandalcom, Quadra and 316 Analog entrance panels. Requires use of adhesive labels art.1217, 1218, 1219 or art.1220. This software is available to download free of charge from the Comelit website

CODES IN THE FOLLOWING TABLES

ROMA - MONOLITHIC AUDIO/VIDEO ENTRANCE PANEL IN BRASS

Roma is an entrance panel characterised by the use of high quality materials and refined finishes. It has a front plate made from 3 mm thick solid brass sheets with PVD coating. Also available in an anthracite grey and bronzed finish and with customised solutions on request.

Installation systems

SIMPLEBUS2 | SIMPLEBUS1 | ViP

Technical Manual

AVAILABLE VERSIONS

GOLD EXAMPLE
ANALOGUE AUDIO
COMPOSITION

FROM 3001/RI TO 3048/4/RI

GOLD EXAMPLE
ANALOGUE
AUDIO/VIDEO
COMPOSITION

FROM 3201/RI TO 3248/4/RI

GREY ANTHRACITE
EXAMPLE ANALOGUE AUDIO
COMPOSITION

FROM 3001/RI/A TO 3048/4/RI/A

GREY ANTHRACITE
EXAMPLE DIGITAL
AUDIO/VIDEO
COMPOSITION

FROM 3201/RI/A TO 3248/4/RI/A

BRONZE
EXAMPLE ANALOGUE AUDIO
COMPOSITION

FROM 3001/RI/B TO 3048/4/RI/B

BRONZE
EXAMPLE DIGITAL
AUDIO/VIDEO
COMPOSITION

FROM 3201/RI/B TO 3248/4/RI/B

FEATURES AND FUNCTIONS	
GENERAL FEATURES	
Type	Monolithic
Product colour	According to the model
Material	Brass
Flush-mounted	Yes
COMPATIBLE SYSTEMS	
Compatible with the audio and the audio/video unit	Art.1682, Art.1621, Art.1622, Art.1622VC, Art.4680C, Art.4681, Art.4682HD
Audio/Video Simplebus 2 with 4888C power supply uni	Yes
Audio/video Simplebus 2 with 1210/1210A power supply uni	Yes
Kit audio/video Simplebus 2 with 1209 power supply uni	Yes
Audio Simplebus 2 with 1210/1210A power supply uni	Yes
Audio/video Simplebus 1	Yes
Audio Simplebus 1	Yes
ViP	Yes
HARDWARE SPECIFICATIONS	
Call type	Buttons
Type buttons	Mechanical
Number of buttons	Da 1 a 48
ENVIRONMENTAL AND CONFORMITY SPECIFICATIONS	
IP protection rating	IP54
Operating temperature (°C)	-25 ÷ 55
RH max operating humidity (%)	25 ÷ 95

ROMA

AUDIO

ROMA SERIES AUDIO ENTRANCE PANEL FOR IKALL UNIT

Code	Num. Buttons	Plate dim	Box dim	N. lamp holders
3001/RI	1	135x247x3 mm	115x181x55 mm	1
3002/RI	2	135x247x3 mm	115x181x55 mm	1
3003/RI	3	135x293x3 mm	115x227x55 mm	1
3004/RI	4	135x293x3 mm	115x227x55 mm	1
3005/RI	5	135x339x3 mm	115x273x55 mm	1
3006/RI	6	135x339x3 mm	115x273x55 mm	2
3006/2/RI	6	180x292x3 mm	160x236x55 mm	2
3008/2/RI	8	180x316x3 mm	160z259z55 mm	2
3010/2/RI	10	180x339x3 mm	160x282x55 mm	2
3012/2/RI	12	180x362x3 mm	160x305x55 mm	2
3014/2/RI	14	180x385x3 mm	160x328x55 mm	4
3016/2/RI	16	180x408x3 mm	160x351x55 mm	4
3018/2/RI	18	180x431x3 mm	160x374x55 mm	4
3020/2/RI	20	180x454x3 mm	160x397x55 mm	4
3022/2/RI	22	180x477x3 mm	160x420x55 mm	4
3024/4/RI	24	340x362x3 mm	320x296x55 mm	3
3028/4/RI	28	340x385x3 mm	320x319x55 mm	6
3032/4/RI	32	340x408x3 mm	320x342x55 mm	6
3036/4/RI	36	340x431x3 mm	320x365x55 mm	6
3040/4/RI	40	340x454x3 mm	320x388x55 mm	6
3044/4/RI	44	340x477x3 mm	320x411x55 mm	9
3048/4/RI	48	340x500x3 mm	320x434x55 mm	6

ROMA (CONT.)

ROMA (CONT.)

AUDIO/VIDEO

ROMA SERIES AUDIO/VIDEO ENTRANCE PANEL FOR IKALL UNIT

Code	Num. Buttons	Plate dim	Box dim
3201/RI	1	135x247x3 mm	115x181x55 mm
3202/RI	2	135x247x3 mm	115x181x55 mm
3203/RI	3	135x293x3 mm	115x227x55 mm
3204/RI	4	135x293x3 mm	115x227x55 mm
3205/RI	5	135x339x3 mm	115x273x55 mm
3206/RI	6	135x339x3 mm	115x273x55 mm
3206/2/RI	6	180x292x3 mm	160x236x55 mm
3208/2/RI	8	180x316x3 mm	160x259x55 mm
3210/2/RI	10	180x339x3 mm	160x282x55 mm
3212/2/RI	12	180x362x3 mm	160x305x55 mm
3214/2/RI	14	180x385x3 mm	160x328x55 mm
3216/2/RI	16	180x408x3 mm	160x351x55 mm
3218/2/RI	18	180x431x3 mm	160x374x55 mm
3220/2/RI	20	180x454x3 mm	160x397x55 mm
3222/2/RI	22	180x477x3 mm	160x420x55 mm
3224/4/RI	24	340x362x3 mm	320x296x55 mm
3228/4/RI	28	340x385x3 mm	320x319x55 mm
3232/4/RI	32	340x408x3 mm	320x342x55 mm
3236/4/RI	36	340x431x3 mm	320x365x55 mm
3240/4/RI	40	340x454x3 mm	320x388x55 mm
3244/4/RI	44	340x477x3 mm	320x411x55 mm
3248/4/RI	48	340x500x3 mm	320x434x55 mm

ACCESSORIES

1621

SIMPLEBUS 2W AUDIO UNIT WITH LED, IKALL SERIES

Speaker unit for 2-wire systems complete with terminal block and audio control with echo-cancelling, sealed-unit loudspeaker, electret microphone and front-mounted loudspeaker volume control. Complete with microprocessor and 8-position dip switch for programming calls to users. On-board electronic lock-release function (3A) plus C, NC, NO contacts for 10A relay. Timed lock-release input and door open indication. Compatible with power supply unit art. 1210.
Dimensions: 102x55x38 mm.

1621VC

2 WIRES IKALL AUDIO UNIT FOR REMOTE CAMERA

Speaker unit for 2-wire systems complete with terminal block and audio control with echo-cancelling, sealed-unit loudspeaker, electret microphone and front-mounted loudspeaker volume control. Allows use of external PAL colour cameras. Complete with microprocessor and 8-position dip switch for programming calls to users. On-board electronic lock-release function (3A) plus C, NC, NO contacts for 10A relay. Timed lock-release input and door open indication. Compatible with power supply unit art. 1210. Dimensions: 102x55x38 mm.

1622VC

2 WIRES IKALL AUDIO UNIT FOR REMOTE CAMERA

Module which allows modulation and transmission of the colour video signal on the riser. On input it has the composite video signal of a colour camera. Complete with microprocessor and DIP SWITCH with 8 positions for programming calls to users. 33Vdc power supply via special power supply unit Art. 1595. On-board electronic lock-release function (3A), plus C, NC, NO contacts for 10A relay. For use in modules Art. 33400, 33401 and 33402. Dimensions: 102x55x38 mm. Compatible with all Simplebus 2 functions and products. It allows call addressing for up to 120000 users. Timed lock-release inputs and door open indication.

1682

IKALL SERIES VIP SYSTEM KIT AUDIO UNIT

Audio unit for ViP system. Complete with terminal block and digital audio management system with Echo-cancelling, watertight loudspeaker and electret microphone, loudspeaker volume adjustable from the front. For fitting in modules: part. 33400, 33401, 33402.
Dimensions: 102x55x38 mm.

4680C

SIMPLEBUS AUDIO/COLOUR VIDEO UNIT FOR IKALL SERIES
Simplebus Colour system audio/video unit with terminal block complete with front-adjustable wide-angle 1/4” colour camera and LED camera illumination. Complete with terminal block and digital audio management system with Echo-cancelling, watertight loudspeaker and electret microphone; speaker volume control on front panel. Complete with microprocessor and DIP SWITCH with 8 positions for programming calls to users. Audio-visual indications for disabled individuals assistance request can be activated via programming. 33Vdc power supply via special power supply unit Art. 1595. On-board electronic lock-release function (3A), plus C, NC, NO contacts for 10A relay. Dimensions: 102x55x38 mm. Compatible with all SBTOP functions and products. It can be used for the call addressing of up to 120,000 users. Timed lock-release input and door open indication.

4681

2 WIRES AUDIO/VIDEO UNIT, IKALL SERIES
Colour audio-video unit for 2-wire systems with terminal block complete with directable colour camera with front adjustment, LED camera lighting. Complete with terminal block and audio control with echo-cancelling, sealed-unit loudspeaker, electret microphone and front-mounted loudspeaker volume control. Complete with microprocessor and 8-position dip switch for programming calls to users. Programmable audiovisual functions for users with disabilities. On-board electronic lock-release function (3A) plus C, NC, NO contacts for 10A relay. Timed lock-release input and door open indication. Compatible with power supply unit art. 1210. Dimensions: 102x55x38 mm.

4682HD

HD AUDIO/VIDEO UNIT IP (VIP), IKALL SERIES
ViP system audio-video unit with terminal block, complete with colour camera. Resolution 1280x720 pixels. Recording angle 110° (H) - 80° (V). IR led camera lighting. Complete with terminal block and digital audio management system with Echo-cancelling, watertight loudspeaker and electrets microphone; loudspeaker volume can be adjusted from the front. Programmable audio visual functions for users with disabilities. Standard POE audio-video unit, but if necessary 33 VDC power supply can be used the power supply unit art. 1595. Compatible with H.264 video format. Dimensions: 102x55x38 mm.

1172B

LED BULB FOR EXTERNAL UNITS
LED bulb for nameplate lighting.

3063D

MODULE W/8 BUTT.IN 2 ROWS+VIP FOR SING.-PLATE PAN.
Button management module. Works in conjunction with audio/video modules or audio module. Allows management of 8 buttons. Dimensions: 45x55x30 mm.

KITVISTO VS8111

VISTO

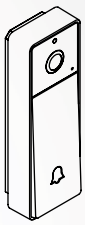

47x136x28 (LxHxD MM)

Wi-Fi video entry external unit for use in Comelit ViP systems, complete with adapter allowing use of the power supply for the existing bell (12-20 VAC or 12-33 VDC) and allowing interfacing with the existing bell. Depending on the system configuration, you can receive video entry phone calls on ViP monitors or directly on smartphones and tablets via the Comelit app. With the Comelit app, you are always in touch with what is going on at your home, whether you are in town or even in another country.

Installation systems

VISTO ViP

Technical Manual

ACCESSORIES

VISTOCAM

ADDITIONAL CAMERA FOR KITVISTO
Visto Cam is an indoor camera that allows you to watch over the inside of the home or the workplace for greater comfort and safety. Check what your children are doing or what problems the pet may have created. Always be at home, even when you are around the world.

VISTOCAM/E

OUTDOOR CAMERA FOR VISTO SYSTEM
The Visto outdoor camera allows you to have alternative views of the exterior of the house, the workplace and yard. It allows a high level of security and monitoring of areas such as walkways, garages, entrances and alleys.

VISTOCAM360

3D VIEW INDOOR SMART CAMERA. VISTO SYSTEM
The Smart 3D indoor camera is a revolutionary camera that allows you to view the image with a 4MP quality and rotate it in any direction, to communicate with anyone near it and to record on the micro-SD card, avoiding the loss of important events even in the absence of connection, for a 360° protection.

APP COMELIT VISTO

APP FOR VISTO SERIES SYSTEMS

3522

ADAPTER FOR WI-FI VISTO KIT
Voltage adapter for Visto smart doorbell. Input voltage 12÷20 VAC, output for powering the Visto smart doorbell. It is possible to control already existing bells. Case in plastic material, dark graphite RAL9011 colour. Dimensions (W x H x D): 59 x 40 x 14mm.

3532

ADDITIONAL WIRELESS BELL FOR VISTO KIT
Wireless additional bell for Visto smart doorbell, 433 MHz operating frequency, adjustable volume, various selectable melodies, powered by 2 batteries (size AA, 1.5V, not included), wall mounting, white/silver colour.

3527B

DARK GRAPHITE COVER FOR VISTO EXTERNAL UNIT
Cover replacement for Visto smart doorbell. Plastic material, dark graphite RAL9011 colour.

3527S

SILVER MIST COVER FOR VISTO EXTERNAL UNIT
Cover replacement for Visto smart doorbell. Plastic material, silver mist RAL9006 colour.

3528

ADAPTER PLATE FOR VISTO KIT
Plate for the installation of the Visto smart doorbell on existing recessed boxes type 503 (horizontal and vertical) with interaxis of 83.5mm, square boxes with interaxis of 62mm, box type 502/German/round with interaxis of 60mm. Made of PMMA, white colour.

3525

LEFT-RIGHT ADJUSTABLE BRACKET FOR VISTO
Left/right adjustable bracket for Visto smart doorbell, 20° horizontal inclination, plastic material, silver mist RAL9006 colour.

3526

UP-DOWN ADJUSTABLE BRACKET FOR VISTO
Up/down adjustable bracket for Visto smart doorbell, 10° vertical inclination, plastic material, silver mist RAL9006 colour.

3534

24VDC POWER SUPPLY UNIT WITH EU-UK-US PLUG
Power supply for Visto smart doorbell, input voltage 110÷240 VAC, output voltage 24 VDC. Interchangeable plugs for the European, English and American markets supplied.

FEATURES AND FUNCTIONS	
Finish type	Plastic
Audio/video system	Yes
Wall-mounted	Yes
Lens size (mm)	1,52 mm
Diagonal angle of view (°)	170
Minimum colour lighting (lux)	2
Video encoding	H.264
Call using buttons	Yes
Total buttons	1
Operating temperature (°C)	5 ÷ 40
Operating humidity RH (%)	0 ÷ 75

Visto App

The Visto app is the main interface which allows users to easily interact with the Visto smart doorbell and additional cameras. It allow full two-way communication with HD resolution video and crystal clear audio. It is possible to view the images of all the cameras of the Visto smart doorbells and of the additional cameras which might be in the system. You can view all recorded images and videos stored on your device or on the cloud.

Available on the App Store

Google play

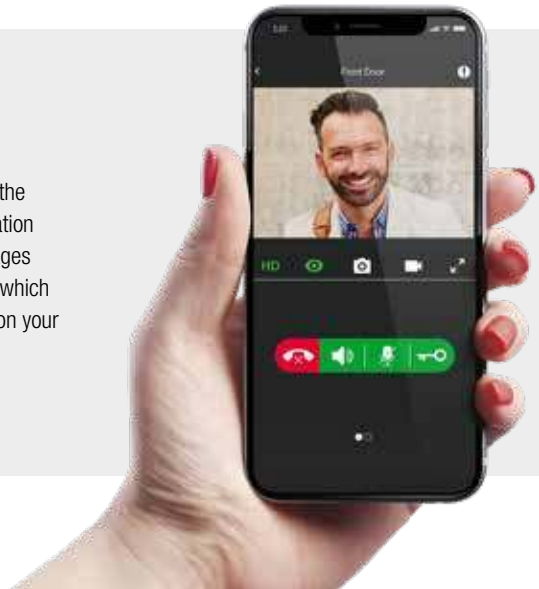

4893M 4899M

QUADRA - MONOLITHIC AUDIO/VIDEO ENTRANCE PANEL IN ALUMINIUM

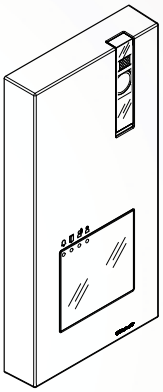

95x195x28 (LxHxD MM)

Quadra series wall-mounted external video entry unit with mechanical buttons. Die-cast aluminium faceplate, wide-angle colour camera and a single LED for nighttime lighting. Indicator LED for call sent, lockrelease activated, audio activated and system busy. Adjustment of speaker volume and audio balance. Power supply from bus line.

Installation systems

SIMPLEBUS2

ViP

Technical Manual

GOOD DESIGN

DESIGN PLUS powered by: light+ building

GERMAN DESIGN AWARD WINNER 2017

FEATURES AND FUNCTIONS

GENERAL FEATURES	
Type	Monolithic
Product colour	Grey RAL 9006
Material	Die-cast aluminium
Wall-mounted	Yes
Rain shield (optional)	Yes
COMPATIBLE SYSTEMS	
Kit audio/video Simplebus 2 with 1209 power supply uni	Yes (4893M)
ViP	Yes (4899M)
HARDWARE SPECIFICATIONS	
Call type	Buttons
Type buttons	Mechanical
Number of buttons	From 1 to 4
Backlighting colour	White
ENVIRONMENTAL AND CONFORMITY SPECIFICATIONS	
IP protection rating	IP54
Anti-vandal IK protection rating	IK08
Operating temperature (°C)	-25 ÷ 55
RH max operating humidity (%)	25 ÷ 95
Environmental class	III
Conformity and Certifications	RoHS II - 2011/65/UE (EN 50581:2012), EMC 2014/30/UE (EN 61000-6-1:2007 , EN 61000-6-3:2007+A1:2011)

ACCESSORIES

4791A

ADAPTER PLATE FOR EXTRA-CIAO-QUADRA
Plate allowing installation of the Extra, Ciao and Quadra external units in 1- and 2-module flush-mounted boxes by Comelit, Bticino and Urmet.
Dimensions (LxHxD): 137x236x2.5 mm.

4792

RAIN SHIELD FOR QUADRA ENTRANCE PANEL
Rain shield in painted aluminum for Quadra entrance panel, grey colour.
Dimensions (W x H x D): 99 x 210 x 41 mm.

4793MA

ALUMINIUM FACEPLATE FOR QUADRA W/BUTTONS
Aluminium colour faceplate for Quadra entrance panel with mechanical buttons.

4793MB

BLACK FACEPLATE FOR QUADRA W/BUTTONS
Black faceplate for Quadra entrance panel with mechanical buttons.

4793MC

CORTEN FACEPLATE FOR QUADRA W/BUTTONS
Corten colour faceplate for Quadra entrance panel with mechanical buttons.

1209

2-WIRE VIDEO KIT POWER SUPPLY UNIT
33 VDC power supply unit with overload and short circuit protection devices. It has two separate continuous outputs: one for external unit and one for the monitor power supply. Input voltage 110-240 VAC. Dimensions: 4.17”x2.44”x3.5” (6 DIN modules).

1217A

LABEL SHEETS FOR QUADRA W/BUTTONS
The kit contains 10 sheets of adhesive labels for nameplates (7 for nameplates with 1 button, 2 for nameplates with 2 buttons, 1 for nameplates with 4 buttons) for Quadra push-button panel with mechanical buttons.

1235A

NAMEPLATE LABEL PRINTING SOFTWARE
Dedicated software for the creation and printing of nameplate and information labels for Ikall, Vandalcom, Quadra and 316 Analog entrance panels. Requires use of adhesive labels art.1217, 1218, 1219 or art.1220. This software is available to download free of charge from the Comelit website.

CODES IN THE FOLLOWING TABLES

CIAO - MONOLITHIC AUDIO ENTRANCE PANEL

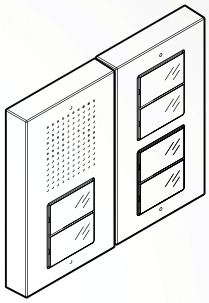

100x172x28.5 SINGLE MODULE (LxHxD MM)

Modular wall-mounted external unit Serie Ciao. Front in die-cast aluminum and white (2-wire) or light blue (traditional) LED backlighting of name-holders. Available versions from 1 up to 72 buttons connecting both pushbuttons vertically and horizontally.

Installation systems

SIMPLEBUS2 | ANALOG | TRADITIONAL

Technical Manual

AVAILABLE VERSIONS

SINGLE MODULE

CA2100A + CA921x
CA5100P + CA921x
CA0061 + CA9213

MULTIPLE MODULE

CA2100A + CA2200P + CA921x

FEATURES AND FUNCTIONS

GENERAL FEATURES	
Type	Monolithic
Product colour	Grey RAL 9006
Wall-mounted	Yes
COMPATIBLE SYSTEMS	
Audio Simplebus 2	Yes (CA2100A - CA2200P - KCA2061A)
Traditional 4+N	Yes (CA5100P - KCA5061)
2 wire analogue	Yes (CA0061 - KCA0061)
HARDWARE SPECIFICATIONS	
Call type	Buttons
Type buttons	Mechanical
Number of buttons	From 1 to 72 (Simplebus 2), from 1 to 4 (Traditional 4+N), 1 (2 wire analogue)
ENVIRONMENTAL AND CONFORMITY SPECIFICATIONS	
IP protection rating	IP54
Anti-vandal IK protection rating	IK08
Operating temperature (°C)	-25 ÷ 55
RH max operating humidity (%)	25 ÷ 95
Environmental class	III
Conformity and Certifications	RoHS II - 2011/65/UE (EN 50581:2012), EMC 2014/30/UE (EN 61000-6-1:2007 , EN 61000-6-3:2007+A1:2011)

ACCESSORIES

CA2100A

1/2/4/8-BUTTON CIAO ENTRANCE PANEL. S2
Ciao series outdoor audio entrance panel for Simplebus 2 system and designed for 1- to 8-call systems. Front panel in technopolymer, resistant to atmospheric agents (IP54 protection rating and paint with anti-UV treatment) and acts of vandalism (IK08 protection rating). Smart button programming function. Wall installation support included. Buttons for configuration in 1, 2, 4 or 8 calls available to purchase separately.

CA2200P

CIAO WALL-MOUNTED MODULE FOR 2/4/8/16 BUTTONS. S2
Ciao series button module with die-cast aluminium front cover and nameplates with white LED backlighting. To be finished with 2/4/8/16 call buttons (art. CA9210, CA9211, CA9212 and 2 x CA9212 respectively), available to purchase separately. Supplied with a surface-mount installation support. Can be used alongside up to 4 button modules (both horizontally and vertically).

CA5100P

CIAO WALL-MOUNT ENTRANCE PANEL FOR 1/2/4 BUT. 4+N
Ciao series modular entrance panel with die-cast aluminium front cover and nameplates with blue LED backlighting. To be finished with 1/2/4 call buttons (art. CA9213, CA9210 and CA9211 respectively), available to purchase separately. Supplied with a surface-mount installation support.

CA0061

1-BUTTON CIAO ENTRANCE PANEL. 2-WIRE ANALOG.
Ciao series outdoor audio entrance panel for 2-wire analogue systems and designed for 1-call systems for kit art. KCA0061. Front panel in synthetic polymer, resistant to atmospheric agents (IP54 protection rating and paint with anti-UV treatment) and acts of vandalism (IK08 protection rating). Complete with call button art. CA9213. Wall installation support included.

4791A

ADAPTER PLATE FOR EXTRA-CIAO-QUADRA
Plate allowing installation of the Extra, Ciao and Quadra external units in 1- and 2-module flush-mounted boxes by Comelit, Bticino and Urmet. Dimensions (LxHxD): 137x236x2.5 mm.

CA9190

RAIN SHIELD FOR CIAO ENTRANCE PANEL
Aluminium rain shield for Ciao entrance panel.

CA9213

1 LARGE BUTTON FOR CIAO ENTRANCE PANEL
Large button for use with the Ciao series entrance panel.

CA9210

2 DOUBLE-HEIGHT BUTTONS FOR CIAO ENTRANCE PANEL
Double-height buttons for use with the Ciao series entrance panel.

CA9211

4 SINGLE BUTTONS FOR CIAO ENTRANCE PANEL
Single buttons for use with the Ciao series entrance panel.

CA9212

4 DOUBLE BUTTONS FOR CIAO ENTRANCE PANEL
Double buttons for use with the Ciao series entrance panel.

3460EA 3460HEV 3460HA 3460HHV

EMERGENCY - MONOLITHIC AUDIO/VIDEO PANEL FOR EMERGENCY CALLS

180x229x3 (LxHxD MM)

Pushbutton panels for public and private safety functions in parking areas. Available in audio and audio/video versions, al stainless steel construction; allows calls to be sent to and received from an emergency station. Can be integrated in existing ViP systems.

Installation systems

Technical Manual

AVAILABLE VERSIONS

EMERGENCY CALL AUDIO

3460EA

EMERGENCY CALL AUDIO/VIDEO

3460HEV

HELP POINT AUDIO

3460HA

HELP POINT AUDIO/VIDEO

3460HHV

FEATURES AND FUNCTIONS

GENERAL FEATURES	
Type	Monolithic
Product colour	Steel
Material	Aluminium finish
Wall-mounted	Yes, with special accessory
COMPATIBLE SYSTEMS	
ViP	Yes
HARDWARE SPECIFICATIONS	
Call type	Buttons
Type buttons	Mechanical
Number of buttons	1
ENVIRONMENTAL AND CONFORMITY SPECIFICATIONS	
IP protection rating	IP54
Anti-vandal IK protection rating	IK08
Operating temperature (°C)	-25 ÷ 55
RH max operating humidity (%)	25 ÷ 95
Environmental class	III
Conformity and Certifications	RoHS II - 2011/65/UE (EN 50581:2012), EMC 2014/30/UE (EN 61000-6-1:2007 , EN 61000-6-3:2007+A1:2011)

ACCESSORIES

3461

WALL HOUSING FOR EMERGENCY AND HELP POINT PANELS

Stainless steel accessory for wall-mounted entrance panels Art. 3460EA, 3460HEV, 3460HA, 3460HHV. Dimensions 175.8x226.6x56.6mm

POWER SUPPLY UNITS AND ACCESSORIES (CONT.)

POWER SUPPLY UNITS AND ACCESSORIES

1112

TRANSFORMER TX/30D 230V / 12-24VAC 30VA
Transformer with 230V primary winding, 0-12-24V / 30 VA secondary winding for intermittent use on 24 V output.Dimensions: 87,5x100x65 mm (5 DIN modules).

1122/A

RELAY 12/24 AC OR DC
12-24 V DC-AC 10 A relay for general uses. Can be controlled directly, for call repetition, from terminals S+ and S of the brackets and/or from the digital telephones Dimensions: 68X85X35 mm (4 DIN modules).

1184/A

TIMER 30-180
Timer adjustable from 3 to 180 sec., used to control locks with permanent voltage. 12V AC-DC power supply.Dimensions: 66x85x35 mm (4 DIN modules).

1195

TRANSFORMER 60V 0-230/0-12-24V
Transformer applicable to din rail (5 modules), input 230 VAC / 50÷60 Hz, output 12/24 VAC with terminal strip.

1200

12VAC TRANSFORMER WITH 230VAC INPUT
Transformer with 230V primary winding, 12V AC / 900 mA secondary winding for continuous use. Dimensions: 53x95x65 mm (3 DIN modules).

1209

2-WIRE VIDEO KIT POWER SUPPLY UNIT
33 VDC power supply unit with overload and short circuit protection devices. It has two separate continuous outputs: one for external unit and one for the monitor power supply. Input voltage 110-240 VAC. Dimensions: 4.17”x2.44”x3.5” (6 DIN modules).

1210A

SIMPLEBUS2 POWER SUPPLY UNIT
Power supply unit for audio or audio/video systems with 1 input compatible with all outdoor entrance panels featuring Simplebus 2 technology and 1 output for the connection of devices such as door-entry phones and door entry monitors featuring Simplebus 2 technology. Supplied with line termination terminal art. 1216.

1212/B

20VDC 14VA POWER SUPPLY WITH 230VAC INPUT
Power supply with 230V AC input, 0-20V DC / 15VA output. The transformer is fitted with PTC internal protection. Dimensions: 2.83”x3.54”x2.44” (4 DIN modules).

1214/2C

BRANCH TERMINAL FOR S2 SYSTEM
Line branch terminal. The terminal must be connected on the riser to be branched towards brackets or telephones.

1216

SIMPLEBUS2 LINE TERMINATION TERMINAL
Line termination terminal. Provided as standard with mixer art.4888CU. To be mounted at the end of the riser, according to the indications given in the technical documentation, to optimise distribution of the signals.

1217A

LABEL SHEETS FOR QUADRA W/BUTTONS
The kit contains 10 sheets of adhesive labels for nameplates (7 for nameplates with 1 button, 2 for nameplates with 2 buttons, 1 for nameplates with 4 buttons) for Quadra push-button panel with mechanical buttons.

1224A

SIMPLEBUS 1 DOOR DIGITAL SWITCHING DEVICE
Switching device for audio or audio-video Simplebus 1 systems with 2 or more entrances. Complete with 2 DIP SWITCHES with 8 positions for defining the user range of the riser. 12V AC power supply. (use transformer Art. 1200UL). Dimensions: 2.4”x3.3”x1.4”. (4 DIN modules).

1229

EXTENSION SOUNDER
Additional chime for call repetition can be controlled directly from terminals S-and S+ off the brackets of the inside stations. Dimensions: 4.3”x3.0”x1.1Additional chime for call repetition can be controlled directly from terminals S-and S+ off the brackets of the inside stations.
Dimensions: 4.3”x3.0”x1.1.

1229A

ADDITIONAL RINGTONE ACCESSORY FOR SIMPLEBUS2 SYSTEM
Wall-mounted accessory for additional ringtone for direct connection to 2-wire bus. Allows ringtone selection and adjustment of ringtone volume with privacy function, equipped with dip switches for user code programming, floor door call input terminals and call repeat. Fitted with distribution terminal art. 1214/2C. Dimensions: 125x95x24mm.

1235A

NAMEPLATE LABEL PRINTING SOFTWARE
Dedicated software for the creation and printing of nameplate and information labels for Ikall, Vandalcom, Quadra and 316 Analog entrance panels. Requires use of adhesive labels art.1217, 1218, 1219 or art.1220. This software is available to download free of charge from the Comelit website

1236

POWER SUPPLY UNIT / AMPLIFIER FOR SB1
Module to be used on the part of the system before mixer art.4888CU or in audio systems to increase the number of users or accessories connectable to a port. 12V AC power supply or 20 V DC. Dimensions: 2.4”x3.3”x1.4” (4 DIN modules).

1237

SIMPLEBUS LINE PROTECTION
Protection for Simplebus line

1249B

PROGRAMMING SOFTWARE FOR ELECTRONIC DIRECTORY
Software on CD ROM to be installed on a PC, complete with cable for connection between the digital module art. 3340, 3342, 3070/A or 3072/A and the 9 PIN serial of the PC. It allows the name directory to be programmed rapidly and allows management of the archives on a PC. Fitted with cable to adapt the USB port of the PC to 9 PIN serial. From the RI002 it is compatible with all SBTOP functions and products.

1250IA

IKALL BRACKET FOR AUDIO UNITS
Accessory allowing the installation and use of Ikall audio modules part. 1622, 1622VC, 1622VCF and 1682 on single-plate panels and N, AV/4 series. Fitted with a voltage reducer for powering festoon lamps if used with power supply unit 1595 or 1207.

1250IAL

MOUNT. ACCESS.IKALL AUDIO UNITS/LED 1-PLATE
Accessory allowing installation and use of Ikall audio module art. 1621, 1621VC and 1622L with N and AV/4 series entrance panels and single-plate panels in general. Fitted with a voltage reducer for powering festoon lamps if used with power supply unit 1595.

POWER SUPPLY UNITS AND ACCESSORIES (CONT.)

1250IKV

ACCESSORY W/O REGULATOR FOR IKALL A/V UNITS FOR SING.-PLATE PAN.
Accessory allowing the installation and use of Ikall audio/video modules art. 4680, 4680C, 4680K, 4680KC, 4682C, 4682KC, 4675 and 4673 on single-plate entrance panels in general.

1250IV

ACCESSORY FOR A/V IKALL GROUP ASSEMBLING
Accessory allowing the installation and use of Ikall audio/video modules part. 4680, 4680C, 4680K, 4680KC, 4681, 4682C, 4682HD, 4682KC, 4682HKC, 4675 and 4673 on single-plate entrance panels. Fitted with a voltage reducer for powering festoon lamps if used with power supply unit 1595 or 1207.

1252

SIMPLEBUS NUMBER EXPANSION INTERFACE (UPTO 16 IN PARALLEL)
Interface that allows up to 16 audio/video devices to be operated simultaneously. The interface does not supply power to video devices connected to the system. Dimensions: 6 DIN units. 120-230Vac power supply.

1256

ACTUATOR RELAY
Intelligent Simplebus device for controlling a relay on board (12÷24 VAC/VDC - 10A max). For use and programming of the function required, follow the indications given in the technical documentation. It can be used in Simplebus system. Power supply: 12 VAC or 20 VDC. Dimensions: 66X85X35mm (4 DIN modules). Line branch terminal art. 1214/2C in equipment.

1259C

3 WAY SWITCHER FOR REMOTE COLOUR CAMERAS
Module allows the integration of up to 3 Colour CCTV analogue cameras on to a Simplebus 2 video system or kit. A total of 8 x 1259/A can be connected to any one system or kit. Sequential switching of the cameras is possible by using the actuator push button on the monitor. Power supply: 12 V AC or 20 V DC. Dimensions: 60x85x35 mm (4 DIN modules).

1404

SIMPLEBUS2 DIGITAL SWITCHING DEVICE
Audio/video switching module for Simplebus 2 digital systems. To be used in systems with more than one entrance. Power supply from bus line. Dimensions: 60x85x35 mm (4 DIN modules).

1405

DIGITAL EXCHANGE 2 QUADRA INPUTS. S2
Audio/video switching module for audio/video kit systems. For use in systems with a maximum of 2 entrances with Quadra series external unit. Power supply from bus line. Dimensions: 35x90x58mm (2 DIN modules).

1409

ACCESSORY FOR REMOTE COLOUR CAMERAS, 2-WIRE SYSTEM
Remote camera module for Simplebus 2 2-wire digital systems. Allows management of up to 3 colour cameras in cyclical sequence from door entry monitors using a dedicated button. 12 Vac or 20 Vdc power supply. Dimensions: 60x85x35 mm (4 DIN modules).

1412

1IN-4OUT CONNECTION TERMINAL. S2
Line distributor with 4 outputs. For use in video systems for monitor and/or door-entry phone branching. Dimensions: 34,5 x 40,5 x 20 mm

1414

SIMPLEBUS SYSTEM RISER SHUNT MODULE
Part. 1414 is used to branch a second riser from the outgoing BUS line from the mixer. It can also act as line protection (by default this function is disabled). This unit can be used with Simplebus 2 video systems, and as it is powered by the 2 wire bus. It does not need any additional power supply. Max. 100 users can be connected to each Mixer part.4888 or part. 4888C whatever the number of Art. 1414 used.

1415

USER BRANCH UNIT WITH INTEGRATED LINE PROTECTION S2
Intelligent Simplebus device for controlling a relay on board (12÷24 VAC/VDC - 10A max). For use and programming of the function required, follow the indications given in the technical documentation. It can be used in Simplebus system. Power supply: 12 VAC or 20 VDC. Dimensions: 66X85X35mm (4 DIN modules). Line branch terminal art. 1214/2C in equipment.

1424

DIGITAL SWITCHING DEVICE FOR S2
Switching device 1424 can be used to create Simplebus systems of up to 120,000 users. It can also be used to create multi-villa systems with doors and porter switchboards, centralising up to 500 Comelit Simplebus KITS. Furthermore, the device also makes it possible to control main and secondary switchboards within a system (which can be called independently) and offers alarm signalling to those particular switchboards. It allows cascade bus line distribution as an alternative to star distribution, optimising the connection topology for the part of the system before the mixers 4888 and 4888C. It has a self-powering function for the LSILS input, which allows riser management without requiring a dedicated secondary external unit. Power supply 12Vac (Art. 1200 may be used) -20Vdc. Housed in a box with 4 DIN modules. Dimensions: 60x85x35 mm.

1437

VIP SCAN PROTECTOR
Device protecting the ViP system. If the device is fitted in the system, it will be necessary to provide credentials in order to use the ViP Manager software. Observe the instructions given in the technical documentation during use and programming. RJ45 connector. Dimensions: 66x85x35 mm (4 DIN modules).

1439

SERVER/CLIENT BRIDGE FOR VIP SYSTEM
Allows interconnection of ViP devices and/or systems located at different sites. Can be configured as a Server or Client. The interconnection of two sites requires 2 devices: the first configured as a server and the second as a client. Possibility to work with or without VPN connection between sites. Comes equipped with a power supply unit.

1440

IP (VIP) FLOOR SWITCH
Floor shunt with one input, one output (10/100 Mb) and 4 shunts (10 MB).
Dimensions: 66 x 85 x 35 mm

1441

IP (VIP) 110-230VAC/55VDC, 100W POWER SUPPLY UNIT
230Vac/110Vac 100W power supply unit - 55Vdc with DIN bar (6 modules).
Dimensions: 3.9'' x 3.7'' x 2.1''

1441A

VIP SYSTEM 120W RISER POWER SUPPLY UNIT
230Vac/110Vac 120W power supply unit - 55Vdc with DIN bar (4 modules).
Dimensions: 2.6'' x 4.9'' x 4.2''

1441B

30W VIP SYSTEM POWER SUPPLY UNIT
Power supply unit with 110Vac/240Vac input and 48Vdc output. 30W power. DIN bar power supply unit (4 DIN modules). Dimensions: 72x93x56mm

POWER SUPPLY UNITS AND ACCESSORIES (CONT.)

1443

VIP SYSTEM RELAY ACTUATOR MODULE
Intelligent Simplebus device for controlling a relay on board (12÷24 VAC/VDC - 10A max). For use and programming of the function required, follow the indications given in the technical documentation. It can be used in ViP system. Dimensions: 66X85X35mm (4 DIN modules).

1445H

VIP SYSTEM REMOTE CAMERA MODULE H264
This modulates and sends the video signals received from 4 cameras. RJ 45 connector. Dimensions: 60x85x35mm (4 DIN modules). Compatible with H.264 video format

1446H

VIP SYSTEM PAL OR NTSC VIDEO OUTPUT MODULE H264
Module that generates system output video signal in PAL or NTSC format. RJ45 connector. Dimensions: 60x85x35mm (4 DIN modules). Compatible with H.264 video format.

1447

10/100MB ACTIVE REPEATER MODULE VIP
10/100Mb active repeater module. Local power supply is not required. Up to 8 'cascaded' devices can be connected. 2 RJ45 ports. Dimensions: 60x85x35 mm (4 DIN modules).

1448

SWITCHBOARD SOFTWARE FOR PC FOR VIP SYSTEM
Software on USB micro-key for simple management and control of all the typical functions of the porter switchboard. In addition to the classic functions of ViP video door entry monitors, it receives and forwards audio/video calls and manages alarms in the apartments; it has a directory of actuators, internal and external units which, when programmed, easily identify the apartment and the external unit which made the call. It also has a recordings archive which stores all calls (made, managed, lost and forwarded) from internal/external units and alarms. It can also send messages to internal units. The software comes with a user license. To work correctly, the USB micro-key must always be inserted in the computer.

1449

RJ45 ETHERNET CABLE, 4-POLE CONNECTION. LENGTH 2M
RJ45 Ethernet cable, 4-pole connection, length 2 metres. For connecting switch 1440 to the PC.

1450

VIP BARCODE READER FOR DEVICES
Bar code reader for scanning the MAC address of the device to be programmed onto the ViP system. Fitted with interface and USB cable for connection to a PC.

1451A

POE POWER SUPPLY UNIT FOR VIP SYSTEM MONITOR
The power supply unit allows for an ETHERNET connection to be converted into a POE type connection for supplying the internal unit. The power supply unit is required when installing VIP devices, such as: video intercoms/intercoms on preexisting ETHERNET networks with non POE (Power Over Ethernet) connections.

1451B

24W POE POWER SUPPLY UNIT, VIP SYSTEM
Power supply unit with PoE injector (Power over Ethernet, IEEE802.3af standard), input 100÷240 VAC, 48 VDC PoE output, maximum output power of 24W for devices of the ViP system.

1452

VIP SYSTEM REMOTE CONNECTION INTERFACE
The interface connected to the VIP system allows the system to be managed remotely through the Internet. A router with an Internet connection must be connected to the system.

1454

PC INTERCOM
USB software allowing for a PC to be used to respond to calls as a video intercom. To be installed and used on a PC directly wired to the system. Compatible from Snow Leopard version 10.6 or higher.

1454K

LOCAL PC DOOR ENTRY MONITOR SOFTWARE VIP
Software on USB stick that allows a PC to be used for answering calls like a door entry monitor. Pre-set for operation with the single-family VIP KIT Art. 8501. For installation and use on a PC wired directly to the system.

1459

CALL LOG SERVER. VIP SYSTEM
Server device for ViP system that allows the recording, storage and playback of calls from external units. Complete with Call-Log administrator software for settings (IP address, date, time, enable audio, video or audio-video recording, recording duration and recording storage time) and recording filters (days of the week, external unit making the call, internal unit receiving the call). Compatible with Windows operating systems. 19 Vdc power supply. Equipped with power supply unit with 100-240 Vac 50/60 Hz input and 19 Vdc output. Dimensions: 190x190x55 mm.

1595

120-230VAC / 33VDC POWER SUPPLY UNIT
Power supply unit with input of 120÷230VAC, 33VDC output with 500mA continuous and 1.2A inrush current for video door entry panel. Equipped with internal protection against overcurrent and short circuits. Dimensions: 28.2”x3.5”x2.4”. (4 DIN modules)

1596B

POWER SUPPLY 33VDC 60W 100-240VAC, PSE CERTIFIED
Power supply unit with 110-230 VAC primary and 33VDC / 1.8A continuous output for 316 range entrance panels. Equipped with internal protection against current overload and short circuits. Dimensions: 4.65”x3.64”x2.38” (7 DIN modules). PSE certified.

1952N

AUDIO/VIDEO PORTER SWITCHBOARD. VIP
Tabletop audio-video porter switchboard with touch screen and alphanumeric keypad, for the simple and intuitive use of functions. Displays visitor images and the name of the user to call. Day/night mode and user/user intercom service. 12 VDC power supply with art. 43082 or direct from the ViP Ethernet network.

1998NA

AUDIO PORTER SWITCHBOARD. S1
Audio porter switchboard in desk version for Simplebus 1 system with microswitch keypad and 32-character alphanumeric display. Ergonomic handset with easier hangup, thanks to concealed magnetic panels. Allows the code and name of the called and calling users to be displayed, keeping unanswered calls stored in the memory. Manages Day/Night mode and user/user intercom service. Allows management of alarm indications originating from users. Up to 1000 users can be saved. Supplied with a removable cable with connection hub. 24 VAC power supply with art. 1195. Dimensions (LxHxD): 225x100x225 mm.

1998VC

AUDIO/VIDEO PORTER SWITCHBOARD. S1
Desk mounted porter switchboard with 32 character alphanumeric digital keypad and colour display. Allows the user code and name to be dispalyed, keeping the unanswered calls stored in the memory. Day/Night mode and intercom service. It also allows call transmission with indirect codes, management of alarm indications from internal devices. Can be used as a main or secondary switchboard. Up to 1000 names can be stored. 24VAC power supply from part. 1195. Compatible with all Simplebus systems. Dimensions: 158x223x65 mm.

POWER SUPPLY UNITS AND ACCESSORIES (CONT.)

3061A

ANALOGUE BUTTON WITH NAMEPLATE
Analogue button with voltage-free contact (max. current 2.5A and max. voltage 24Vdc). Comprised of a nameplate holder and button with steel button cover (3060S), of which both colour and material can be changed (3060A, 3060B). For installation on metal faceplates 2.5 mm thick.

3061M

MASTER BUTTON WITH NAMEPLATE
Master button that can be used in both 2-wire and ViP digital systems, consisting of a nameplate and a steel pressure call button. The brightness of the white LED is adjustable on the back. The installation is foreseen on 2.5 mm thick metal plates.

3061S

SLAVE BUTTON WITH NAMEPLATE
Slave button that can be used in both 2-wire and ViP digital systems, consisting of a nameplate and a steel pressure call button. The brightness of the white LED is adjustable on the back. The installation is foreseen on 2.5 mm thick metal plates.

3063D

MODULE W/8 BUTT.IN 2 ROWS+VIP FOR SING.-PLATE PAN.
Button management module. Works in conjunction with audio/video modules or audio module. Allows management of 8 buttons. Dimensions: 45x55x30 mm.

4576/100

SIMPLEBUS SYSTEM COMELIT CABLE 2X0.5 MM2 + 2X1.5 MM2 - 100 M
Specific cable for Simplebus 1 systems consisting of two power supply conductors (1.5 mm2) and a small telephone braid for the signals. 100 mt coil.

4576/500

SIMPLEBUS SYSTEM COMELIT CABLE 2X0.5 MM2 + 2X1.5 MM2 - 500 M
Specific cable for Simplebus 1 systems consisting of two power supply conductors (1.5 mm2) and a small telephone braid for the signals. 500 mt coil.

4577/100

SIMPLEBUS2 SYSTEM COMELIT CABLE 2X1 MM2 - TOP (100 M)
Specific cable for Simplebus 2 systems (parts of the riser after the mixer), consisting of two twisted red and black conductors with 1mm2 cross-section. 100 mt. coil.

4577/500

SIMPLEBUS2 SYSTEM COMELIT CABLE 2X1 MM2 - TOP (500 M)
Specific cable for Simplebus 2 systems (parts of the riser after the mixer), consisting of two twisted red and black conductors with 1mm2 cross-section. 500 mt coil.

4578/100

4-WIRE EXTERNAL CABLE SIMPLEBUS2 100M DRUM
Specific cable for outdoors for Simplebus systems 2 consisting of two power supply conductors (1.5 mm2) and a small telephone braid for the signals. 100 mt coil.

4578/500

4-WIRE EXTERNAL CABLE SIMPLEBUS2 500M DRUM
Specific cable for outdoors for Simplebus systems 2 consisting of two power supply conductors (1.5 mm2) and a small telephone braid for the signals. 500 mt coil.

4579/100

2-WIRE CABLE FOR SIMPLEBUS2, OUTDOOR USE - 100 M SPOOLS
2-wire cable for Simplebus2-Top, outdoor use - 100-metre spools

4579/500

2-WIRE CABLE FOR SIMPLEBUS2, OUTDOOR USE - 500 M SPOOLS
2-wire cable for Simplebus2-Top, outdoor use - 500-metre spools

4833C

S2 VIDEO AMPLIFIER
Amplifier for Simplebus 2 video systems. Regenerates the riser signal regarding the video component. Complete with microcontroller for optimum operation management. For its use, follow the indications given in the technical documentation. Power supply: 12V AC or 20V DC. Only to be mounted on the part of the system on input into the mixers art. 4888CU (Simplebus 1 part). Dimensions: 66X85X35 mm (4 DIN modules).

4834/9

LINE CONCENTRATOR FOR SIMPLEBUS VIDEO SYSTEMS
Line concentrator for Simplebus video system. Allows distribution of the signal on 9 risers. Does not require a power supply. Only to be mounted on the part of the system on input into the mixers art. 4888CU Simplebus 1 part. Dimensions: 66X85X35 mm (4 DIN modules).

4840

DISTRIBUTOR WITH 4 OUTPUTS. 2-WIRE SYSTEM.
Line distributor for video system. Allows signal distribution over 4 risers. Does not require a power supply. Simplebus 2 system. Dimensions: 66x85x35 mm (4 DIN modules).

4888C

SIMPLEBUS2 SYSTEM POWER SUPPLY MIXER
The mixer is contained in a 8 DIN module box. Supplied from 110V mains, it has a dedicated output for power supply switching device art. 1224A. On input it receives a Simplebus 1 type signal and superimposes the monitor power supply for the riser. Up to 100 pieces of apparatus between telephones and monitors can be connected, distributed over 4 outputs. Fitted with LED which signals any shortcircuits on the lines. Fitted with 4 terminals for line termination art. 1216. Dimensions: 140X140X67 mm (8 DIN modules). From the RI013 it is compatible with all Simplebus 2 functions and products. Allows management of alarm signals and direct intercommunication between users without the aid of an interface or porter switchboard, It allows call addressing for up to 120000 users. It should be stressed that the mixer is not compatible with the TOP system when main and secondary switchboards are used in the same system, when the intercom function without interface is present and active and when the alarm function is being managed on the system.

4933

S2 AMPLIFIER 6 PORTS
The art. 4933 is a concentrator with 6 outputs for star distribution of the video signal which is only directed and amplified towards the riser branch involved in the communication. The art. 4933 regenerates and amplifies the video signal with two levels of gain independently over the 6 outputs to increase the operating distances. The riser outputs used must be programmed manually or via art. 1249B. Compatible with all Simplebus 2 functions and products. 115÷230 VAC power supply. Housed in a box with 8-DIN modules. Dimensions: 140x140x67 mm.

SK9000I

SIMPLEKEY BASIC READER IKALL
Unit complete with SimpleKey Basic access control device Independent control unit module + integrated Mifare(R) reader. Airtight PVC case. Capacity: 1500 keys. Programming via single master card. The system is activated when the first card is passed in front of the unit which has not yet been used. It is converted into a master card, to which others may be added. Relay closure can be adjusted by a timer: between 1 and 60 seconds, default 5 seconds. To delete a key, use the SK9093 software. Power supply unit 12-24 V AC/DC and 33V DC.

SK9001I

SIMPLEKEY ADVANCED READER IKALL
Central stand-alone module + Mifare® reader to insert into Comelit housing • Watertight PVC housing • Capacity: 1500 badges per module • Programming: Badges encoded using PC software and USB encoder • Adjustable timer: 1 - 60 seconds, preset to 5 seconds • LED indicator for operation and diagnostics • Stores the previous 1000 events • Option to have “pass” transmitters and to manage primary and secondary doors • 1 entrance and 1 exit alarm • 12 - 24 V AC / DC power supply.

SK9071

VIP SYSTEM LIFT COMMAND INTERFACE
To be connected to the VIP Actuator module code 1443. 12 Vcc power supply Allows one or more relay contacts to be activated through an interface with lift systems or other activations. Up to 10 SK9071 items can be connected, therefore up to 100 relay contacts (flat). DIN bar PVC housing. Dimensions: 140 x 95 x 55 mm (8 DIN modules)

DOOR-ENTRY MONITORS INDEX - 1 OF 6

1112	TRANSFORMER TX/30D 230V / 12-24VAC 30VA	**142**
1195	TRANSFORMER 60V 0-230/0-12-24V	**142**
1200	TRANSFORMER 10VA 0-230V/0-12V	**142**
1209	2-WIRE VIDEO KIT POWER SUPPLY UNIT	**142**
1216	VIDEO RISER TERMINATION FOR SIMPLEBUS	**142**
1219	NAMEPLATE LABEL SHEETS FOR VANDALCOM ENTRANCE PANEL	**129**
1229	EXTENSION SOUNDER	**143**
1236	SIMPLEBUS AUDIO AMPLIFIER	**143**
1237	SIMPLEBUS LINE PROTECTION	**143**
1252	SIMPLEBUS NUMBER EXPANSION INTERFACE (UPTO 16 IN PARALLEL)	**144**
1256	ACTUATOR RELAY	**19-144**
1404	DIGITAL SWITCHING DEVICE. 2-WIRE SYSTEM	**19-26-144**
1405	DIGITAL EXCHANGE 2 QUADRA INPUTS. SBTOP	**19-144**
1406	SB2 MULTI-USER CALL FORWARDING MODULE	**42-46**
1409	ACCESSORY FOR REMOTE COLOUR CAMERAS, 2-WIRE SYSTEM	**19-144**
1412	1IN-4OUT CONNECTION TERMINAL. SBC	**144**
1414	RISER SPLITTER FOR SIMPLEBUS TOP SYSTEM	**145**
1415	USER BRANCH UNIT WITH INTEGRATED LINE PROTECTION SBC	**145**
1424	DIGITAL SWITCHING DEVICE FOR SIMPLEBUS TOP	**145**
1437	VIP SCAN PROTECTOR	**145**
1439	SERVER/CLIENT BRIDGE FOR VIP SYSTEM	**145**
1440	NETWORK SWITCH 4 PORT	**145**
1441	RISER POWER SUPPLY VIP 120W	**145**
1443	VIP SYSTEM RELAY ACTUATOR MODULE	**146**
1447	10/100MB ACTIVE REPEATER MODULE VIP	**146**
1448	SWITCHBOARD SOFTWARE FOR PC FOR VIP SYSTEM	**146**
1449	RJ45 ETHERNET CABLE, 4-POLE CONNECTION. LENGTH 2M	**146**
1450	VIP BARCODE READER FOR DEVICES	**146**
1452	VIP REMOTE CONNECTION INTERFACE	**147**
1454	PC INTERCOM	**147**
1456	MASTER APARTMENT GATEWAY	**46**
1459	CALL LOG SERVER. VIP SYSTEM	**147**
1467	VIP INTERFACE MODULE - FIRE	**42-46**
1469	SIMPLEBUS INTERFACE FOR VIP SYSTEM BASE	**40-46**
1595	33 VDC POWER SUPPLY UNIT WITH 120-230 VAC INPUT FOR 3ONE6 SENSE ENTRANCE PANEL	**114-147**
1621	SIMPLEBUS AUDIO UNIT FOR 2-WIRE SYSTEM WITH LED FOR IKALL SERIES	**128-132**
1622	SIMPLEBUS AUDIO SYSTEM FOR IKALL SERIES	**128**
1626	STYLE INTERCOM ADDITIONAL PUSH BUTTON	**100**
1682	VIP SYSTEM AUDIO UNIT FOR IKALL SERIES	**128-132**
2633	ELEGANCE DOOR-ENTRY PHONE, VIP SYSTEM. STYLE SERIES	**100**
2735	CH. REPEAT. CARD+MINI HS DOOR-ENTRY PHONE BUTTON	**94**
3058	NAMEPLATE FOR BUTTON 3061M-3061S-3061A	**33-123**
3459	RAINSHIELD WITH LEDS FOR 316 SENSE ENTRANCE PANEL	**114**
3461	WALL HOUSING FOR EMERGENCY AND HELP POINT PANELS	**141**
3522	ADAPTER FOR WI-FI VISTO KIT	**29-134**
3525	LEFT-RIGHT ADJUSTABLE BRACKET FOR VISTO	**30-135**
3526	UP-DOWN ADJUSTABLE BRACKET FOR VISTO	**30-135**

3528	ADAPTER PLATE FOR VISTO KIT	**30-135**
3531	POWER SUPPLY UNIT FOR VISTO CAMERA	**30**
3532	ADDITIONAL WIRELESS BELL FOR VISTO KIT	**29-134**
3534	24VDC POWER SUPPLY UNIT WITH EU-UK-US PLUG	**30-135**
4681	COLOUR AUDIO/VIDEO UNIT FOR SIMPLEBUS 2W SYST., IKALL SERIES	**129-133**
4792	RAIN SHIELD FOR QUADRA ENTRANCE PANEL	**129-133**
4840	DISTRIBUTOR WITH 4 OUTPUTS. 2-WIRE SYSTEM.	**149**
4933	SIMPLEBUS COLOUR AMPLIFIER 6 PORTS	**149**
6117	ICONA FLUSH BACKBOX	**18-88**
6118	ICONA CLIPS FOR DRY LINED WALLS	**18-88**
6212	DESK BASE FOR EASYCOM DOOR ENTRY PHONE	**98**
6617	FLUSH-MOUNTED BOX FOR PLASTERBOARD. ICONA	**18-88**
6620	INSTALLATION KIT FOR PLASTERBOARD WALLS	**18-88**
6710	BACKPLATE AND DISTRIBUTION TERMINAL FOR MINI MONITOR	**18-19-25-26-33-90-92**
6720	BRCKT FOR ROUTING EXT. CABLES. HF MINI	**19-26-33-92**
6754	ADAPTER PLATE FOR MINI HANDSFREE AUDIO	**96**
6812	DESK BASE FOR MAXI MONITOR	**17-86**
6817	FLUSH-MOUNTED BOX FOR MAXI MONITOR	**17-86**
6820	SBC & VIP MAXI MONITOR WALL SUPPORT	**17-86**
31141	1 MODULE FINISHING FRAME FOR ENTRANCE PANEL	**104**
31142	2 MODULES FINISHING FRAME FOR ENTRANCE PANEL	**104**
31143	3 MODULES FINISHING FRAME FOR ENTRANCE PANEL	**104**
31144	2X2 MODULES FINISHING FRAME FOR ENTRANCE PANEL	**104**
31146	2X3 MODULES FINISHING FRAME FOR ENTRANCE PANEL	**104**
31149	3X3 MODULES FINISHING FRAME FOR ENTRANCE PANEL	**104**
1122/A	RELAY 12/24 AC OR DC	**142**
1172B	LED BULB FOR EXTERNAL UNITS	**127-133**
1184/A	TIMER 30-180	**142**
1210A	2-WIRE POWER SUPPLY UNIT	**26-142**
1212/B	20V DC TRANSFORMER	**142**
1214/2C	VIDEO FILTER FOR SIMPLEBUS COLOUR SYSTEM	**142**
1217A	LABEL SHEETS FOR QUADRA W/BUTTONS	**119-137-143**
1224A	SIMPLEBUS 1 DOOR DIGITAL SWITCHING DEVICE	**143**
1229A	ADDITIONAL RINGTONE ACCESSORY FOR SIMPLEBUS2 SYSTEM	**19-143**
1235A	NAMEPLATE LABEL PRINTING SOFTWARE	**17-129-137-143**
1249B	PROGRAMMING SOFTWARE FOR ELECTRONIC DIRECTORY	**143**
1250IA	IKALL BRACKET FOR AUDIO UNITS	**143**
1250IAL	MOUNT. ACCESS.IKALL AUDIO UNITS/LED 1-PLATE	**143**
1250IKV	ACC. W/O REGULATOR FOR IKALL A/V UNITS FOR SING.-PLATE PAN.	**144**
1250IV	IKALL BRACKET FOR VIDEO UNITS	**144**
1250U	AUDIO OR AUDIO/VIDEO UNIT ADAPTER	**33-123**
1259C	3 WAY SWITCHER FOR REMOTE COLOUR CAMERAS	**144**
1441A	VIP SYSTEM 120W RISER POWER SUPPLY UNIT	**145**
1441B	30W VIP SYSTEM POWER SUPPLY UNIT	**145**
1445H	VIP SYSTEM REMOTE CAMERA MODULE H264	**146**
1446H	VIP SYSTEM PAL OR NTSC VIDEO OUTPUT MODULE H264	**146**

DOOR-ENTRY MONITORS INDEX - 2 OF 6

1451A	POE POWER SUPPLY UNIT FOR VIP SYSTEM MONITOR	**146**
1451B	24W POE POWER SUPPLY UNIT, VIP SYSTEM	**146**
1454K	LOCAL PC DOOR ENTRY MONITOR SOFTWARE VIP	**147**
1456B	MULTI-USER GATEWAY FOR VIP SYSTEM	**46**
1456B/M1	1 MASTER LICENSE FOR 1456B, VIP SYSTEM (USB KEY)	**47**
1456B/M10	10 MASTER LICENSES FOR 1456B, VIP SYSTEM (USB KEY)	**47**
1456B/M100	100 MASTER LICENSES FOR 1456B, VIP SYSTEM (USB KEY)	**47**
1456B/M200	200 MASTER LICENSES FOR 1456B, VIP SYSTEM (USB KEY)	**47**
1456B/M50	50 MASTER LICENSES FOR 1456B, VIP SYSTEM (USB KEY)	**47**
1456B/ME1	1 MASTER LICENSE FOR 1456B, VIP SYSTEM (E-MAIL)	**47**
1456B/ME10	10 MASTER LICENSES FOR 1456B, VIP SYSTEM (E-MAIL)	**47**
1456B/ME100	100 MASTER LICENSES FOR 1456B, VIP SYSTEM (E-MAIL)	**47**
1456B/ME200	200 MASTER LICENSES FOR 1456B, VIP SYSTEM (E-MAIL)	**47**
1456B/ME50	50 MASTER LICENSES FOR 1456B, VIP SYSTEM (E-MAIL)	**47**
1456B/S1	1 SLAVE LICENSE FOR 1456B, VIP SYSTEM (USB KEY)	**47**
1456B/S10	10 SLAVE LICENSES FOR 1456B, VIP SYSTEM (USB KEY)	**47**
1456B/S100	100 SLAVE LICENSES FOR 1456B, VIP SYSTEM (USB KEY)	**47**
1456B/S200	200 SLAVE LICENSES FOR 1456B, VIP SYSTEM (USB KEY)	**47**
1456B/S50	50 SLAVE LICENSES FOR 1456B, VIP SYSTEM (USB KEY)	**47**
1456B/SE1	1 SLAVE LICENSE FOR 1456B, VIP SYSTEM (E-MAIL)	**47**
1456B/SE10	10 SLAVE LICENSES FOR 1456B, VIP SYSTEM (E-MAIL)	**47**
1456B/SE100	100 SLAVE LICENSES FOR 1456B, VIP SYSTEM (E-MAIL)	**47**
1456B/SE200	200 SLAVE LICENSES FOR 1456B, VIP SYSTEM (E-MAIL)	**47**
1456B/SE50	50 SLAVE LICENSES FOR 1456B, VIP SYSTEM (E-MAIL)	**47**
1456B/T1	1 PHONE LICENSE FOR 1456B, VIP SYSTEM (USB KEY)	**47**
1456B/T10	10 PHONE LICENSES FOR 1456B, VIP SYSTEM (USB KEY)	**47**
1456B/T100	100 PHONE LICENSES FOR 1456B, VIP SYSTEM (USB KEY)	**47**
1456B/T200	200 PHONE LICENSES FOR 1456B, VIP SYSTEM (USB KEY)	**47**
1456B/T50	50 PHONE LICENSES FOR 1456B, VIP SYSTEM (USB KEY)	**47**
1456B/TE1	1 PHONE LICENSE FOR 1456B, VIP SYSTEM (E-MAIL)	**47**
1456B/TE10	10 PHONE LICENSES FOR 1456B, VIP SYSTEM (E-MAIL)	**47**
1456B/TE100	100 PHONE LICENSES FOR 1456B, VIP SYSTEM (E-MAIL)	**47**
1456B/TE200	200 PHONE LICENSES FOR 1456B, VIP SYSTEM (E-MAIL)	**47**
1456B/TE50	50 PHONE LICENSES FOR 1456B, VIP SYSTEM (E-MAIL)	**47**
1456G	THIRD PARTY HOME AUTOMATION INTERFACE	**47**
1456S	APARTMENT SLAVE GATEWAY FOR VIP SYSTEM	**46**
1596B	POWER SUPPLY 33VDC 60W 100-240VAC, PSE CERTIFIED	**114-147**
1621VC	SIMPLEBUS COLOUR A/V UNIT FOR 2-WIRE SYSTEM, IKALL REMOTE CAMERA	**128-132**
1622VC	SIMPLEBUS-IKALL AUDIO UNIT WITH COLOUR VIDEO INPUT	**128-132**
1952N	VIDEO CPS VIP	**147**
1998NA	AUDIO PORTER SWITCHBOARD SIMPLEBUS 1	**147**
1998VC	SIMPLEBUS COLOUR CPS	**147**
2600/4	ORANGE FACIA FOR STYLE ELEGANCE	**100**
2600/5	RED COVER ACCESSORY FOR STYLE ELEGANCE DOOR ENTRY PHONE	**100**
2642W/16	WHITE DESK BASE FOR STYLE 16 WIRE	**100**
2703U	2-BUTTON MINI DOOR-ENTRY PHONE, UNIVERSAL	**94**
2708W/A	SIMPLEBUS1 MINI DOOR ENTRY PHONE WITH HANDSET	**94**

2719W	5-BUTTON MINI DOOR-ENTRY PHONE, S2	**94**
2720W	BRACKET FOR THROUGH-ROUTING OF EXTERNAL CABLES. MINI SERIES	**94**
2738W/A	SIMPLEBUS2 MINI DOOR ENTRY PHONE WITH HANDSET	**94**
2742W	DESK BASE FOR MINI DOOR-ENTRY PHONE WITH HANDSET	**94**
2812W	2-BUTTON MINI DOOR-ENTRY PHONE FOR KIT KCA0061	**94**
3001/RI	ROMA SERIES AUDIO ENTRANCE PANEL FOR IKALL UNIT, 1 BUTTON	**131**
3002/RI	ROMA SERIES AUDIO ENTRANCE PANEL FOR IKALL UNIT, 2 BUTTONS	**131**
3003/RI	ROMA SERIES AUDIO ENTRANCE PANEL FOR IKALL UNIT, 3 BUTTONS	**131**
3004/RI	ROMA SERIES AUDIO ENTRANCE PANEL FOR IKALL UNIT, 4 BUTTONS	**131**
3005/RI	ROMA SERIES AUDIO ENTRANCE PANEL FOR IKALL UNIT, 5 BUTTONS	**131**
3006/2/RI	ROMA SERIES AUDIO ENT. PANEL FOR IKALL UNIT, 6 BUTT.- BRONZE	**131**
3006/RI	ROMA SERIES AUDIO ENTRANCE PANEL FOR IKALL UNIT, 6 BUTTONS	**131**
3008/2/RI	ROMA SERIES AUDIO ENTRANCE PANEL FOR IKALL UNIT, 8 BUTTONS	**131**
3010/2/RI	ROMA SERIES AUDIO ENTRANCE PANEL FOR IKALL UNIT, 10 BUTTONS	**131**
3012/2/RI	ROMA SERIES AUDIO ENTRANCE PANEL FOR IKALL UNIT, 12 BUTTONS	**131**
3014/2/RI	ROMA SERIES AUDIO ENTRANCE PANEL FOR IKALL UNIT, 14 BUTTONS	**131**
3016/2/RI	ROMA SERIES AUDIO ENTRANCE PANEL FOR IKALL UNIT, 16 BUTTONS	**131**
3018/2/RI	ROMA SERIES AUDIO ENTRANCE PANEL FOR IKALL UNIT, 18 BUTTONS	**131**
3020/2/RI	ROMA SERIES AUDIO ENTRANCE PANEL FOR IKALL UNIT, 20 BUTTONS	**131**
3022/2/RI	ROMA SERIES AUDIO ENTRANCE PANEL FOR IKALL UNIT, 22 BUTTONS	**131**
3024/4/RI	ROMA SERIES AUDIO ENTRANCE PANEL FOR IKALL UNIT, 24 BUTTONS	**131**
3028/4/RI	ROMA SERIES AUDIO ENTRANCE PANEL FOR IKALL UNIT, 28 BUTTONS	**131**
3032/4/RI	ROMA SERIES AUDIO ENTRANCE PANEL FOR IKALL UNIT, 32 BUTTONS	**131**
3036/4/RI	ROMA SERIES AUDIO ENTRANCE PANEL FOR IKALL UNIT, 36 BUTTONS	**131**
3040/4/RI	ROMA SERIES AUDIO ENTRANCE PANEL FOR IKALL UNIT, 40 BUTTONS	**131**
3044/4/RI	ROMA SERIES AUDIO ENTRANCE PANEL FOR IKALL UNIT, 44 BUTTONS	**131**
3048/4/RI	ROMA SERIES AUDIO ENTRANCE PANEL FOR IKALL UNIT. 48 BUTTONS	**131**
3061A	ANALOGUE BUTTON WITH NAMEPLATE	**148**
3061M	MASTER BUTTON WITH NAMEPLATE	**33-123-148**
3061S	SLAVE BUTTON WITH NAMEPLATE	**33-123-148**
3063D	MODULE W/8 BUTT.IN 2 ROWS+VIP FOR SING.-PLATE PAN.	**133-148**
3064S	4-BUTTON MODULE, VANDALCOM SERIES	**126**
3070S	DIGITAL CALL MODULE, VANDALCOM SERIES	**126**
3072S	DIGITAL DIRECTORY MODULE, VANDALCOM SERIES	**126**
3110/1	1 MODULE FLUSH-MOUNTED BOX FOR ENTRANCE PANEL	**103**
3110/1A	FLUSH-MOUNTED BOX, 1 MODULE, FOR ENTRANCE PANELS	**103**
3110/2	2 MODULES FLUSH-MOUNT BOX FOR ENTRANCE PANEL	**103**
3110/2A	FLUSH-MOUNTED BOX, 2 MODULES, FOR ENTRANCE PANELS	**103**
3110/3	3 MODULES FLUSH-MOUNT BOX FOR ENTRANCE PANEL	**103**
3110/3A	FLUSH-MOUNTED BOX, 3 MODULES, FOR ENTRANCE PANELS	**103**
3110/4	4 MODULES FLUSH-MOUNT BOX FOR ENTRANCE PANEL	**103**
3110/4A	FLUSH-MOUNTED BOX, 4 MODULES, FOR ENTRANCE PANELS	**103**
31144L	4 MODULES FINISHING FRAME FOR ENTRANCE PANEL	**104**
3159/1	VANDALCOM SERIES STAINLESS STEEL SURFACE-MOUNTED HOUSING	**125**
3159/2	VANDALCOM SERIES STAINLESS STEEL SURFACE-MOUNTED HOUSING	**125**
3159/3	VANDALCOM SERIES STAINLESS STEEL SURFACE-MOUNTED HOUSING	**125**
3160/1	FLUSH-MOUNTED BOX FOR VANDALCOM ENTRANCE PANEL	**125**

DOOR-ENTRY MONITORS INDEX - 3 OF 6

3160/2	FLUSH-MOUNTED BOX FOR VANDALCOM ENTRANCE PANEL	**125**
3160/3	FLUSH-MOUNTED BOX FOR VANDALCOM ENTRANCE PANEL	**125**
3161/1	VANDALCOM SERIES FRAME. DARK GREY COLOUR	**125**
3161/1A	VANDALCOM SERIES FRAME. STEEL GREY COLOUR	**126**
3161/2	VANDALCOM SERIES FRAME. DARK GREY COLOUR	**125**
3161/2A	VANDALCOM SERIES FRAME. STEEL GREY COLOUR	**126**
3161/3	VANDALCOM SERIES FRAME. DARK GREY COLOUR	**125**
3161/3A	VANDALCOM SERIES FRAME. STEEL GREY COLOUR	**126**
3176S	STEEL BLANK MODULE, VANDALCOM SERIES	**126**
3178S	PTT MODULE, VANDALCOM SERIES	**126**
3179S	MODULE FOR SIMPLEKEY READER, VANDALCOM SERIES	**127**
3186S	VANDALCOM ELECT. KEY FOR PW AND IKALL UNITS	**127**
3188SB	VANDALCOM ELECTRONIC KEY	**127**
3201/RI	ROMA SERIES AUDIO/VIDEO ENT. PANEL FOR IKALL UNIT, 1 BUTTON	**132**
3202/RI	ROMA SERIES AUDIO/VIDEO ENT. PANEL FOR IKALL UNIT, 2 BUTTONS	**132**
3203/RI	ROMA SERIES AUDIO/VIDEO ENT. PANEL FOR IKALL UNIT, 3 BUTTONS	**132**
3204/RI	ROMA SERIES AUDIO/VIDEO ENT. PANEL FOR IKALL UNIT, 4 BUTTONS	**132**
3205/RI	ROMA SERIES AUDIO/VIDEO ENT. PANEL FOR IKALL UNIT, 5 BUTTONS	**132**
3206/2/RI	ROMA SERIES AUDIO/VIDEO ENT. PANEL FOR IKALL UNIT, 6 BUTTONS	**132**
3206/RI	ROMA SERIES AUDIO/VIDEO ENT. PANEL FOR IKALL UNIT, 6 BUTTONS	**132**
3208/2/RI	ROMA SERIES AUDIO/VIDEO ENT. PANEL FOR IKALL UNIT, 8 BUTTONS	**132**
3210/2/RI	ROMA SERIES AUDIO/VIDEO ENT. PANEL FOR IKALL UNIT, 10 BUTTONS	**132**
3212/2/RI	ROMA SERIES AUDIO/VIDEO ENT. PANEL FOR IKALL UNIT, 12 BUTTONS	**132**
3214/2/RI	ROMA SERIES AUDIO/VIDEO ENT. PANEL FOR IKALL UNIT, 14 BUTTONS	**132**
3216/2/RI	ROMA SERIES AUDIO/VIDEO ENT. PANEL FOR IKALL UNIT, 16 BUTTONS	**132**
3218/2/RI	ROMA SERIES AUDIO/VIDEO ENT. PANEL FOR IKALL UNIT, 18 BUTTONS	**132**
3220/2/RI	ROMA SERIES AUDIO/VIDEO ENT. PANEL FOR IKALL UNIT, 20 BUTTONS	**132**
3222/2/RI	ROMA SERIES AUDIO/VIDEO ENT. PANEL FOR IKALL UNIT, 22 BUTTONS	**132**
3224/4/RI	ROMA SERIES AUDIO/VIDEO ENT. PANEL FOR IKALL UNIT, 24 BUTTONS	**132**
3228/4/RI	ROMA SERIES A/V ENT. PANEL FOR IKALL UNIT, 28 BUTTONS	**132**
3232/4/RI	ROMA SERIES A/V ENT. PANEL FOR IKALL UNIT, 32 BUTTONS	**132**
3236/4/RI	ROMA SERIES A/V ENT. PANEL FOR IKALL UNIT, 36 BUTTONS	**132**
3240/4/RI	ROMA SERIES A/V ENT. PANEL FOR IKALL UNIT, 40 BUTTONS	**132**
3244/4/RI	ROMA SERIES A/V ENT. PANEL FOR IKALL UNIT, 44 BUTTONS	**132**
3248/4/RI	ROMA SERIES A/V ENT. PANEL FOR IKALL UNIT. 48 BUTTONS	**132**
3262S/0	0-BUTTON MODULE FOR AUDIO UNITS	**126**
3262S/1	1-BUTTON MODULE FOR AUDIO UNITS	**126**
3262S/2	MODULE FOR AUDIO UNITS, 2 BUTTONS, IKALL SERIES	**126**
3268S/0	0-BUTTON MODULE FOR A/V UNITS	**126**
3268S/1	1-BUTTON MODULE FOR A/V UNITS	**126**
3268S/2	2-BUTTON MODULE FOR A/V UNITS	**126**
3451AS	3ONE6 SENSE HD AUDIO ENTRANCE PANEL. SBC	**113**
3451S	3ONE6 SENSE HD AUDIO/VIDEO ENTRANCE PANEL. SBC	**113**
3452HD	3ONE6 SENSE HD AUDIO/VIDEO ENTRANCE PANEL. VIP	**113**
3453S	3ONE6 TOUCH HD AUDIO/VIDEO ENTRANCE PANEL. SBC	**113**
3454HD	3ONE6 TOUCH HD AUDIO/VIDEO ENTRANCE PANEL. VIP	**113**
3460/6	FLUSH-MOUNT BOX FOR 3ONE6 TOUCH-SENSE & 5-6 B. ENTRANCE PANELS	**114**

3460EA	AUDIO ENTRANCE PANEL FOR EMERGENCY CALLS. VIP SYSTEM	**140**
3460HA	AUDIO HELP POINT PUSHBUTTON ENTRANCE PANEL. VIP SYSTEM	**140**
3460HEV	VIDEO ENT. PANEL FOR EMERGENCY CALLS. VIP SYSTEM. H264	**140**
3460HHV	VIDEO HELP POINT ENTRANCE PANEL. VIP SYSTEM H264	**140**
3462/6	WALL HOUSING FOR 3ONE 6 TOUCH-SENSE & 5-6 BUTTON ENTRANCE PANELS	**114**
3527B	DARK GRAPHITE COVER FOR VISTO EXTERNAL UNIT	**30-135**
3527S	SILVER MIST COVER FOR VISTO EXTERNAL UNIT	**30-135**
3639/0	COLUMN SURFACE-MOUNTED ENTRANCE PANEL HEIGHT 170CM	**104**
3639/1	PILLAR FOR 1-MODULE ENTRANCE PANEL, HEIGHT 170CM	**104**
3639/2	PILLAR FOR 2-MODULES ENTRANCE PANEL, HEIGHT 170CM	**104**
3639/3	PILLAR FOR 3-MODULES ENTRANCE PANEL, HEIGHT 170CM	**104**
3639/4	PILLAR FOR 4-MODULES ENTRANCE PANEL, HEIGHT 170CM	**104**
3640/0	COLUMN SURFACE-MOUNTED ENTRANCE PANEL HEIGHT 117CM	**104**
3640/1	PILLAR FOR 1-MODULE ENTRANCE PANEL, HEIGHT 117CM	**104**
3640/2	PILLAR FOR 2-MODULES ENTRANCE PANEL, HEIGHT 117CM	**104**
3640/3	PILLAR FOR 3-MODULES ENTRANCE PANEL, HEIGHT 117CM	**104**
3640/4	PILLAR FOR 4-MODULES ENTRANCE PANEL, HEIGHT 117CM	**104**
3649/1	45° INCLINATION HOUSING 1 MODULE ENTRANCE PANEL	**105**
3649/2	45° INCLINATION HOUSING 2 MODULES ENTRANCE PANEL	**105**
3649/3	45° INCLINATION HOUSING 3 MODULES ENTRANCE PANEL	**105**
4576/100	SIMPLEBUS SYSTEM COMELIT CABLE 2X0.5 MM2 + 2X1.5 MM2 - 100 M	**148**
4576/500	SIMPLEBUS SYSTEM COMELIT CABLE 2X0.5 MM2 + 2X1.5 MM2 - 500 M	**148**
4577/100	SIMPLEBUS2 SYSTEM COMELIT CABLE 2X1 MM2 - TOP (100 M)	**148**
4577/500	SIMPLEBUS2 SYSTEM COMELIT CABLE 2X1 MM2 - TOP (500 M)	**148**
4578/100	4-WIRE EXTERNAL CABLE SIMPLEBUS2 100M DRUM	**148**
4578/500	4-WIRE EXTERNAL CABLE SIMPLEBUS2 500M DRUM	**148**
4579/100	2-WIRE CABLE FOR SIMPLEBUS2, OUTDOOR USE - 100 M SPOOLS	**148**
4579/500	2-WIRE CABLE FOR SIMPLEBUS2, OUTDOOR USE - 500 M SPOOLS	**148**
4680C	SIMPLEBUS AUDIO/COLOUR VIDEO UNIT FOR IKALL SERIES	**129-133**
4682HD	HD COLOUR AUDIO/VIDEO UNIT, IKALL SERIES. VIP	**129-133**
4791A	ADAPTER PLATE FOR EXTRA-CIAO-QUADRA	**17-35-137-139**
4793MA	ALUMINIUM FACEPLATE FOR QUADRA W/BUTTONS	**17-137**
4793MB	BLACK FACEPLATE FOR QUADRA W/BUTTONS	**17-137**
4793MC	CORTEN FACEPLATE FOR QUADRA W/BUTTONS	**17-137**
4833C	SIMPLEBUS COLOUR DISTANCE AMPLIFIER	**149**
4834/9	9 WAY VIDEO DISTRIBUTION MODULE	**149**
4888C	SIMPLEBUS COLOUR VIDEO MIXER	**149**
4893M	QUADRA ENTRANCE PANEL W/ BUTTONS. 2 WIRES	**136**
4899M	QUADRA ENTRANCE PANEL BUTTONS, FOR VIP SYSTEM	**136**
6203B	EASYCOM INTERCOM HF, BLACK. VIP	**98**
6203W	EASYCOM INTERCOM HF, WHITE VIP	**98**
6601W	ICONA MONITOR, SBTOP	**88**
6602B	ICONA BLACK MONITOR, VIP H264	**88**
6602W	ICONA MONITOR, VIP H264	**88**
6612A	DESK BASE FOR ICONA MONITOR	**18-88**
6701W	2 WIRES MINI DOOR ENTRY MONITOR WITH HANDSET	**90**
6701W/8	WHITE MINI MONITOR WITH 8 BUTTONS. S2	**90**

DOOR-ENTRY MONITORS INDEX - 4 OF 6

6702W	MINI BM WHITE MONITOR, VIP	**90**
6711W	ADAPTER PLAQUE FOR MINI MONITOR W/ HANDSET. WHITE.	**18-25-90-92**
6711WS	MINI HANDSET SMALL ADAPTER PLAQUE	**18-25-90**
6711WV	ADAPTER PLATE FOR MINI HANDSFREE	**92**
6712A	DESK BASE FOR MINI SBC MONITOR WITH HANDSET	**18-26-91**
6712V	DESK BASE FOR MINI VIP MONITOR WITH HANDSET	**91**
6719V	EXT. CABLE ROUTING BRACKET FOR VIP MINI W/ HANDSET	**90**
6719W	MINI VIDEO SBT EXTERNAL CABLE ACCESS	**18-26-90**
6720V	BRACKET FOR ROUTING MINI HF VIP EXTERNAL CABLES	**92**
6721W	MINI HANDSFREE MONITOR, SBTOP	**92**
6722W	MINI HANDSFREE BM MONITOR, VIP	**92**
6732A	DESK BASE FOR HANDSFREE MINI MONITOR. SBTOP	**19-26-33-92**
6732V	DESK BASE FOR HANDSFREE MINI VIP MONITOR	**92**
6734W	ADD. BUTTONS KIT HANDSFREE MINI MONITOR, WHITE	**19-26-33-92**
6735W	ADDITIONAL BUTTONS KIT FOR MINI MONITOR W/HANDSET, VIP	**90**
6741W	MINI HANDSFREE WIFI MONITOR, SBTOP	**92**
6742W	MINI HANDSFREE WIFI MONITOR, VIP	**92**
6750W	HANDS-FREE MINI DOOR-ENTRY PHONE, SIMPLEBUS2 AUDIO	**96**
6751W	HANDS-FREE MINI DOOR-ENTRY PHONE, SIMPLEBUS2 AUDIO	**96**
6801W	7-INCH MAXI MONITOR, SBTOP	**86**
6802B	7-INCH MAXI BLACK MONITOR, VIP	**86**
6802W	7-INCH MAXI MONITOR, VIP	**86**
6842W	7-INCH MAXI WIFI MONITOR, VIP	**86**
8451V	QUADRA KIT AND WIFI MINI HF, S2	**16**
8461I	SINGLE-FAMILY KIT WITH QUADRA AND ICONA. SB SYSTEM	**16**
8461M	SINGLE-FAMILY KIT WITH QUADRA AND MINI. SB SYSTEM	**16**
8461V	QUADRA + HANDSFREE MINI 1-FMLY KIT, SIMPLEBUS SYS.	**16**
8461X	SINGLE-FAMILY KIT WITH QUADRA AND MAXI SB SYSTEM	**16**
CA0061	1-BUTTON CIAO ENTRANCE PANEL. 2-WIRE ANALOG.	**35-139**
CA2100A	1/2/4/8-BUTTON CIAO ENTRANCE PANEL. S2	**34-139**
CA2200P	CIAO WALL-MOUNTED MODULE FOR 2/4/8/16 BUTTONS. S2	**35-139**
CA5100P	CIAO WALL-MOUNT ENTRANCE PANEL FOR 1/2/4 BUT. 4+N	**139**
CA9190	RAIN SHIELD FOR CIAO ENTRANCE PANEL	**35-139**
CA9210	2 DOUBLE-HEIGHT BUTTONS FOR CIAO ENTRANCE PANEL	**35-139**
CA9211	4 SINGLE BUTTONS FOR CIAO ENTRANCE PANEL	**35-139**
CA9212	4 DOUBLE BUTTONS FOR CIAO ENTRANCE PANEL	**35-139**
CA9213	1 LARGE BUTTON FOR CIAO ENTRANCE PANEL	**139**
COMELIT VISTO APP	APP FOR VISTO SERIES SYSTEMS	**30**
CONAL02A	POWER SUPPLY CONNECTOR W/ FEMALE TERMINALS/JACK	**30**
IX0101	SWITCH FRONT PLATE WITH 1 BUTTON	**117**
IX0101CO	SWITCH FRONT PLATE, 1 BUTTONS+HOLE 40X40MM	**117**
IX0101KP	SWITCH FACEPLATE, 1 BUT. + ELECTRONIC KEY	**117**
IX0102	SWITCH FRONT PLATE WITH 2 BUTTONS	**117**
IX0102CO	SWITCH FRONT PLATE, 2 BUTTONS+HOLE 40X40MM	**117**
IX0102KP	SWITCH FRONT PLATE, 2 BUTTONS+ELECTRONIC KEY	**117**
IX0103	SWITCH FRONT PLATE WITH 3 BUTTONS	**117**
IX0103CO	SWITCH FRONT PLATE, 3 BUTTONS+HOLE 40X40MM	**117**

IX0103KP	SWITCH FRONT PLATE, 3 BUTTONS+ELECTRONIC KEY	**117**
IX0104	SWITCH FRONT PLATE WITH 4 BUTTONS	**117**
IX0104CO	SWITCH FRONT PLATE, 4 BUTTONS+HOLE 40X40MM	**117**
IX0104KP	SWITCH FRONT PLATE, 4 BUTTONS+ELECTRONIC KEY	**117**
IX0105	SWITCH FRONT PLATE WITH 5 BUTTONS	**117**
IX0106	SWITCH FRONT PLATE WITH 6 BUTTONS	**117**
IX0107	SWITCH FRONT PLATE WITH 7 BUTTONS	**117**
IX0108	SWITCH FRONT PLATE WITH 8 BUTTONS	**117**
IX0109	SWITCH FRONT PLATE WITH 9 BUTTONS	**117**
IX0110	SWITCH FRONT PLATE WITH 10 BUTTONS	**117**
IX0111	SWITCH FRONT PLATE WITH 11 BUTTONS	**117**
IX0112	SWITCH FRONT PLATE WITH 12 BUTTONS	**117**
IX0212	SWITCH FRONT PLATE WITH 12 BUTTONS - 2 COLUMNS	**117**
IX0214	SWITCH FRONT PLATE WITH 14 BUTTONS - 2 COLUMNS	**117**
IX0216	SWITCH FRONT PLATE WITH 16 BUTTONS - 2 COLUMNS	**117**
IX0218	SWITCH FRONT PLATE WITH 18 BUTTONS - 2 COLUMNS	**117**
IX0220	SWITCH FRONT PLATE WITH 20 BUTTONS - 2 COLUMNS	**117**
IX0222	SWITCH FRONT PLATE WITH 22 BUTTONS - 2 COLUMNS	**117**
IX0224	SWITCH FRONT PLATE WITH 24 BUTTONS - 2 COLUMNS	**117**
IX0226	SWITCH FRONT PLATE WITH 26 BUTTONS - 2 COLUMNS	**117**
IX0324	SWITCH FRONT PLATE WITH 24 BUTTONS - 3 COLUMNS	**117**
IX0327	SWITCH FRONT PLATE WITH 27 BUTTONS - 3 COLUMNS	**117**
IX0330	SWITCH FRONT PLATE WITH 30 BUTTONS - 3 COLUMNS	**117**
IX0333	SWITCH FRONT PLATE WITH 33 BUTTONS - 3 COLUMNS	**117**
IX0336	SWITCH FRONT PLATE WITH 36 BUTTONS - 3 COLUMNS	**117**
IX0339	SWITCH FRONT PLATE WITH 39 BUTTONS - 3 COLUMNS	**117**
IX0440	SWITCH FRONT PANEL WITH 40 BUTTONS - 4 COLUMNS	**117**
IX0444	SWITCH FRONT PANEL WITH 44 BUTTONS - 4 COLUMNS	**117**
IX0448	SWITCH FRONT PANEL WITH 48 BUTTONS - 4 COLUMNS	**117**
IX0452	SWITCH FRONT PANEL WITH 52 BUTTONS - 4 COLUMNS	**117**
IX0555	SWITCH FRONT PANEL WITH 55 BUTTONS - 5 COLUMNS	**117**
IX0560	SWITCH FRONT PANEL WITH 60 BUTTONS - 5 COLUMNS	**117**
IX0565	SWITCH FRONT PANEL WITH 65 BUTTONS - 5 COLUMNS	**117**
IX0570	SWITCH FRONT PANEL WITH 70 BUTTONS - 5 COLUMNS	**117**
IX0575	SWITCH FRONT PANEL WITH 75 BUTTONS - 5 COLUMNS	**117**
IX0580	SWITCH FRONT PANEL WITH 80 BUTTONS - 5 COLUMNS	**117**
IX9100	BLANK FRONT PLATE W/ BUTTONS IN 1 COLUMN	**118**
IX9101	ELECTRONIC KEY FRONT PLATE - 1 COLUMN	**120**
IX9102	SIMPLEKEY FACILITY FRONT PLATE - 1 COLUMN	**120**
IX9103	VIGIK FACILITY FRONT PLATE - 1 COLUMN	**121**
IX9104	MAGNETIC INDUCTION FRONT PLATE - 1 COLUMN	**121**
IX9150	FLUSH-MOUNTED BOX FOR FRONT PLATE W/ 1-2-3-4 BUTT.	**118**
IX9151	FLUSH-MOUNTED BOX FOR FRONT PLATE W/ 5-6-7-8 BUTT.	**118**
IX9152	FLUSH-MOUNTED BOX FOR FRONT PLATE W/ 9-10-11-12 BUTT.	**118**
IX9153	FLUSH-MOUNTED BOX FOR FRONT PLATE W/ 12-14-16-18	**118**
IX9154	FLUSH-MOUNTED BOX FOR FRONT PLATE W/ 20-22-24-26	**118**
IX9155	FLUSH-MOUNTED BOX FOR FRONT PLATE W/ 24-27-30-33	**118**

DOOR-ENTRY MONITORS INDEX - 5 OF 6

IX9156	FLUSH-MOUNTED BOX FOR FRONT PLATE W/ACCESS. 1 COL.	**122**
IX9157	FLUSH-MOUNTED BOX FOR FRONT PLATE W/ACCESS. 2 COL.	**122**
IX9158	FLUSH-MOUNTED BOX FOR FRONT PLATE W/ACCESS. 3 COL.	**122**
IX9160	HOUSING FOR FRONT PLATE W/ 1-2-3-4 BUTTONS	**118**
IX9160A	HOUSING FOR FRONT PLATE W/ 1-2-3-4 BUTTONS + ACC	**122**
IX9161	HOUSING FOR FRONT PLATE W/ 5-6-7-8 BUTTONS	**118**
IX9161A	HOUSING FOR FRONT PLATE W/ 5-6-7-8 BUTTONS + ACC	**122**
IX9162	HOUSING FOR FRONT PLATE W/ 9-10-11-12 BUTTONS	**118**
IX9162A	HOUSING FOR FRONT PLATE W/ 9-10-11-12 BUTTONS +ACC	**122**
IX9163	HOUSING FOR FRONT PLATE W/ 12-14-16-18 BUTTONS	**118**
IX9163A	HOUSING FOR FRONT PLATE W/ 12-14-16-18 BUTTONS+ACC	**122**
IX9164	HOUSING FOR FRONT PLATE W/ 20-22-24-26 BUTTONS	**118**
IX9164A	HOUSING FOR FRONT PLATE W/ 20-22-24-26 BUTTONS+ACC	**122**
IX9165	HOUSING FOR FRONT PLATE W/ 24-27-30-33 BUTTONS	**119**
IX9165A	HOUSING FOR FRONT PLATE W/ 24-27-30-33 BUTTONS+ACC	**122**
IX9170	SURFACE-MNT + PLASTERBOARD FRONT. HOUSING 1-2-3-4	**119**
IX9171	SURFACE-MNT + PLASTERBOARD FRONT. HOUSING 5-6-7-8	**119**
IX9172	SURF-MNT + PLASTERBOARD FRONT. HOUSING 9-10-11-12	**119**
IX9173	SURF-MNT + PLASTERBOARD FRONT. HOUSING 12-14-16-18	**119**
IX9174	SURF-MNT + PLASTERBOARD FRONT. HOUSING 20-22-24-26	**119**
IX9175	SURF-MNT + PLASTERBOARD FRONT. HOUSING 24-27-30-33	**119**
IX9176	WALL HOUSING FOR FRONT PANEL W/36-39 BUTTONS	**119**
IX9177	WALL HOUSING FOR FRONT PANELS W/40-44-48-52 BUTT.	**119**
IX9178	WALL HOUSING FOR FRONT PANELS W/55-60-65 BUTTONS	**119**
IX9179	WALL HOUSING FOR FRONT PANELS W/70-75-80 BUTTONS	**119**
IX9180	FLUSH-MOUNTED BOX FOR FRONT PANEL W/ 36-39	**118**
IX9181	FLUSH-MOUNTED BOX FOR FRONT PANEL W/ 40-44-48-52	**118**
IX9182	FLUSH-MOUNTED BOX FOR FRONT PANEL W/ 55-60-65	**118**
IX9183	FLUSH-MOUNTED BOX FOR FRONT PANEL W/ 70-75-80	**118**
IX9184	FLUSH-MOUNT BOX FOR FRONT PANEL ACCESS., 4 COLUMNS	**122**
IX9185	FLUSH-MOUNT BOX FOR FRONT PANEL ACCESS., 5 COLUMNS	**122**
IX9200	BLANK FRONT PLATE W/ BUTTONS IN 2 COLUMNS	**120**
IX9201	ELECTRONIC KEY FRONT PLATE - 2 COLUMNS	**120**
IX9202	SIMPLEKEY FACILITY FRONT PLATE - 2 COLUMNS	**120**
IX9203	VIGIK FACILITY FRONT PLATE - 2 COLUMNS	**121**
IX9204	MAGNETIC INDUCTION FRONT PLATE - 2 COLUMNS	**121**
IX9300	BLANK FRONT PLATE W/ BUTTONS IN 3 COLUMNS	**120**
IX9301	ELECTRONIC KEY FRONT PLATE - 3 COLUMNS	**120**
IX9302	SIMPLEKEY FACILITY FRONT PLATE - 3 COLUMNS	**120**
IX9303	VIGIK FACILITY FRONT PLATE - 3 COLUMNS	**121**
IX9304	MAGNETIC INDUCTION FRONT PLATE - 3 COLUMNS	**121**
IX9400	BLANK FRONT PANEL - 4 COLUMNS	**120**
IX9402	FRONT PANEL DESIGNED FOR SIMPLEKEY - 4 COLUMNS	**120**
IX9404	MAGNETIC INDUCTION FRONT PANEL - 4 COLUMNS	**121**
IX9500	BLANK FRONT PANEL - 5 COLUMNS	**120**
IX9502	FRONT PANEL DESIGNED FOR SIMPLEKEY - 5 COLUMNS	**120**
IX9504	MAGNETIC INDUCTION FRONT PANEL - 5 COLUMNS	**121**

KCA0061	CIAO-MINI SINGLE-FAMILY AUDIO KIT. ANALOGUE	**34**
KCA2061A	CIAO KIT AND 2-WIRE MINI WITH HANDSET	**34**
KCA5061	CIAO-MINI ONE-FAMILY AUDIO KIT. 4+N	**34**
KIT VISTO	WI-FI VISTO KIT	**28**
KIT VISTO/C	WI-FI VISTO KIT WITH POWER SUPPLY UNIT AND BELL	**28**
KVS2001	SWITCH VIDEO KIT - MINI HF WIFI. 2 WIRES	**32-123**
KVS2001KP	SWITCH VIDEO KEYPAD KIT - MINI HF. 2 WIRES	**32-123**
KVS2011	SWITCH VIDEO KIT - MINI HF WIFI. 2 WIRES	**32-123**
KVS2011KP	SWITCH VIDEO KEYPAD KIT - MINI HF WIFI 2 WIRES	**32-123**
KVU8508	SURF.-MNT SING.-FAM. ULTRA KIT, VIP MINI SLAVE GW	**23**
KVU8509	SURF.-MNT SING.-FAM. ULTRA KIT, AND MASTER GW. VIP	**24**
SK9000I	SIMPLEKEY BASIC READER IKALL	**149**
SK9000U	SIMPLEKEY BASIC MODULE, ULTRA	**108**
SK9001I	SIMPLEKEY ADVANCED READER IKALL	**149**
SK9001U	SIMPLEKEY ADVANCED MODULE, ULTRA	**108**
SK9071	VIP SYSTEM LIFT COMMAND INTERFACE	**149**
UT1010	ULTRA SIMPLEBUS1 AUDIO MODULE	**106**
UT1010VC	ULTRA SIMPLEBUS1 AUDIO MODULE FOR REMOTE CAMERA	**106**
UT1020	ULTRA SIMPLEBUS1 AUDIO/VIDEO MODULE	**107**
UT1090	ULTRA SB1 VIDEO+TOUCH COMPLETE ENTRANCE PANEL	**105**
UT2010	ULTRA SIMPLEBUS2 AUDIO MODULE	**106**
UT2010VC	ULTRA SIMPLEBUS2 AUDIO MODULE FOR REMOTE CAMERA	**106**
UT2020	ULTRA SIMPLEBUS2 AUDIO/VIDEO MODULE	**107**
UT2090	ULTRA SB2 VIDEO+TOUCH COMPLETE ENTRANCE PANEL	**105**
UT8010	IP (VIP) ULTRA AUDIO MODULE	**106**
UT8020	IP (VIP) ULTRA AUDIO/VIDEO MODULE	**107**
UT8090	ULTRA VIP VIDEO+TOUCH COMPLETE ENTRANCE PANEL	**105**
UT9110	ULTRA NAMEPLATE LABEL SHEETS	**25-109**
UT9141	ULTRA ADAPTER PLATE FOR 1-MODULE BOXES	**104**
UT9142	ULTRA ADAPTER PLATE FOR 2-MODULE BOXES	**104**
UT9143	ULTRA ADAPTER PLATE FOR 3-MODULE BOXES	**104**
UT9144	ULTRA ADAPTER PLATE FOR 4-MODULE BOXES	**104**
UT9161	FLUSH-MOUNTING FRAME FOR 1 ULTRA MODULE	**103**
UT9162	FLUSH-MOUNTING FRAME FOR 2 ULTRA MODULES	**103**
UT9163	FLUSH-MOUNTING FRAME FOR 3 ULTRA MODULES	**103**
UT9164	FLUSH-MOUNTING FRAME FOR 4 ULTRA MODULES	**103**
UT9171	WALL HOUSING FOR 1 ULTRA MODULE	**104**
UT9172	WALL HOUSING FOR 2 ULTRA MODULES	**104**
UT9173	WALL HOUSING FOR 3 ULTRA MODULES	**104**
UT9174	WALL HOUSING FOR 4 ULTRA MODULES	**104**
UT9174H	WALL HOUSING 2X2 ULTRA MODULES	**104**
UT9176	WALL HOUSING FOR 6 ULTRA MODULES	**104**
UT9178	WALL HOUSING FOR 8 ULTRA MODULES	**104**
UT9179	WALL HOUSING FOR 9 ULTRA MODULES	**104**
UT9181	FLUSH-MOUNT RAIN SHIELD FOR 1 ULTRA MODULE	**103**
UT9182	FLUSH-MOUNT RAIN SHIELD FOR 2 ULTRA MODULES	**103**
UT9183	FLUSH-MOUNT RAIN SHIELD FOR 3 ULTRA MODULES	**103**

DOOR-ENTRY MONITORS INDEX - 6 OF 6

UT9184	FLUSH-MOUNT RAIN SHIELD FOR 4 ULTRA MODULES	**103**
UT9184H	RAIN SHIELD FOR FLUSH HOUSING, 2X2 ULTRA MODULES	**103**
UT9186	FLUSH-MOUNT RAIN SHIELD FOR 6 ULTRA MODULES	**103**
UT9188	FLUSH-MOUNT RAIN SHIELD FOR 8 ULTRA MODULES	**103**
UT9189	FLUSH-MOUNT RAIN SHIELD FOR 9 ULTRA MODULES	**103**
UT9191	SURFACE-MOUNT RAIN SHIELD FOR 1 ULTRA MODULE	**104**
UT9192	SURFACE-MOUNT RAIN SHIELD FOR 2 ULTRA MODULES	**104**
UT9193	SURFACE-MOUNT RAIN SHIELD FOR 3 ULTRA MODULES	**104**
UT9194	SURFACE-MOUNT RAIN SHIELD FOR 4 ULTRA MODULES	**104**
UT9194H	RAIN SHIELD FOR WALL-MOUNT.HOUSING, 2X2 ULTRA MOD.	**104**
UT9196	SURFACE-MOUNT RAIN SHIELD FOR 6 ULTRA MODULES	**104**
UT9198	SURFACE-MOUNT RAIN SHIELD FOR 8 ULTRA MODULES	**104**
UT9199	SURFACE-MOUNT RAIN SHIELD FOR 9 ULTRA MODULES	**104**
UT9200	ULTRA CALL BUTTON MODULE	**107**
UT9211	SINGLE ULTRA BUTTON	**109**
UT9211FM	SINGLE FULL METAL ULTRA BUTTON	**25-109**
UT9211FM/LM	SINGLE FULL METAL ULTRA LIGHT-ME BUTTON	**110**
UT9211M	SINGLE METAL ULTRA BUTTON	**109**
UT9212	DOUBLE ULTRA BUTTON	**109**
UT9212FM	DOUBLE FULL METAL ULTRA BUTTON	**109**
UT9212FM/10PAB	DOUBLE FULL METAL ULTRA BUTTON FLOOR 10A-B	**110**
UT9212FM/10PCD	DOUBLE FULL METAL ULTRA BUTTON FLOOR 10C-D	**110**
UT9212FM/1112	DOUBLE FULL METAL ULTRA BUTTON 11-12	**110**
UT9212FM/11PAB	DOUBLE FULL METAL ULTRA BUTTON FLOOR 11A-B	**110**
UT9212FM/11PCD	DOUBLE FULL METAL ULTRA BUTTON FLOOR 11C-D	**110**
UT9212FM/12	DOUBLE FULL METAL ULTRA BUTTON 1-2	**110**
UT9212FM/12PAB	DOUBLE FULL METAL ULTRA BUTTON FLOOR 12A-B	**110**
UT9212FM/12PCD	DOUBLE FULL METAL ULTRA BUTTON FLOOR 12C-D	**110**
UT9212FM/1314	DOUBLE FULL METAL ULTRA BUTTON 13-14	**110**
UT9212FM/1516	DOUBLE FULL METAL ULTRA BUTTON 15-16	**110**
UT9212FM/1718	DOUBLE FULL METAL ULTRA BUTTON 17-18	**110**
UT9212FM/1920	DOUBLE FULL METAL ULTRA BUTTON 19-20	**110**
UT9212FM/1PAB	DOUBLE FULL METAL ULTRA BUTTON FLOOR 1 A-B	**110**
UT9212FM/1PCD	DOUBLE FULL METAL ULTRA BUTTON FLOOR 1 C-D	**110**
UT9212FM/2122	DOUBLE FULL METAL ULTRA BUTTON 21-22	**110**
UT9212FM/2324	DOUBLE FULL METAL ULTRA BUTTON 23-24	**110**
UT9212FM/2526	DOUBLE FULL METAL ULTRA BUTTON 25-26	**110**
UT9212FM/2728	DOUBLE FULL METAL ULTRA BUTTON 27-28	**110**
UT9212FM/2930	DOUBLE FULL METAL ULTRA BUTTON 29-30	**110**
UT9212FM/2PAB	DOUBLE FULL METAL ULTRA BUTTON FLOOR 2 A-B	**110**
UT9212FM/2PCD	DOUBLE FULL METAL ULTRA BUTTON FLOOR 2 C-D	**110**
UT9212FM/3132	DOUBLE FULL METAL ULTRA BUTTON 31-32	**110**
UT9212FM/34	DOUBLE FULL METAL ULTRA BUTTON 3-4	**110**
UT9212FM/3PAB	DOUBLE FULL METAL ULTRA BUTTON FLOOR 3 A-B	**110**
UT9212FM/3PCD	DOUBLE FULL METAL ULTRA BUTTON FLOOR 3 C-D	**110**
UT9212FM/4PAB	DOUBLE FULL METAL ULTRA BUTTON FLOOR 4 A-B	**110**
UT9212FM/4PCD	DOUBLE FULL METAL ULTRA BUTTON FLOOR 4 C-D	**110**
UT9212FM/56	DOUBLE FULL METAL ULTRA BUTTON 5-6	**110**

UT9212FM/5PAB	DOUBLE FULL METAL ULTRA BUTTON FLOOR 5 A-B	**110**
UT9212FM/5PCD	DOUBLE FULL METAL ULTRA BUTTON FLOOR 5 C-D	**110**
UT9212FM/6PAB	DOUBLE FULL METAL ULTRA BUTTON FLOOR 6 A-B	**110**
UT9212FM/6PCD	DOUBLE FULL METAL ULTRA BUTTON FLOOR 6 C-D	**110**
UT9212FM/78	DOUBLE FULL METAL ULTRA BUTTON 7-8	**110**
UT9212FM/7PAB	DOUBLE FULL METAL ULTRA BUTTON FLOOR 7 A-B	**110**
UT9212FM/7PCD	DOUBLE FULL METAL ULTRA BUTTON FLOOR 7 C-D	**110**
UT9212FM/8PAB	DOUBLE FULL METAL ULTRA BUTTON FLOOR 8 A-B	**110**
UT9212FM/8PCD	DOUBLE FULL METAL ULTRA BUTTON FLOOR 8 C-D	**110**
UT9212FM/910	DOUBLE FULL METAL ULTRA BUTTON 9-10	**110**
UT9212FM/9PAB	DOUBLE FULL METAL ULTRA BUTTON FLOOR 9 A-B	**110**
UT9212FM/9PCD	DOUBLE FULL METAL ULTRA BUTTON FLOOR 9 C-D	**110**
UT9212M	DOUBLE METAL ULTRA BUTTON	**109**
UT9221	PLASTIC ULTRA CAP	**109**
UT9221M	METAL ULTRA CAP	**109**
UT9230M	METAL ULTRA BLANK MODULE	**109**
UT9240	ULTRA INFORMATION MODULE	**108**
UT9240M	METAL ULTRA INFORMATION MODULE	**108**
UT9260M	DIGITAL DIRECTORY MODULE WITH DISPLAY, ULTRA	**107**
UT9270	TOUCH-SCREEN MODULE, ULTRA	**108**
UT9279M	ULTRA NUMERICAL KEYPAD MODULE	**108**
UT9290M	ULTRA ACCESS CONTROL READER MODULE	**108**
UT9310M	MAGNETIC INDUCTION MODULE, ULTRA	**107**
UT9331P	ULTRA INSTALLATION KIT FOR PLASTERBOARD, 1 MODULE	**25-111**
UT9332P	ULTRA INSTALLATION KIT FOR PLASTERBOARD, 2 MODULES	**111**
UT9333G	ULTRA INSTALLATION KIT FOR GLASS, 3 MODULES	**111**
UT9333P	ULTRA INSTALLATION KIT FOR PLASTERBOARD, 3 MODULES	**111**
UT9334P	ULTRA INSTALLATION KIT FOR PLASTERBOARD, 4 MODULES	**111**
VISTOCAM	ADDITIONAL CAMERA FOR KITVISTO	**29-135**
VISTOCAM/E	OUTDOOR CAMERA FOR VISTO SYSTEM	**29-135**
VISTOCAM360	3D VIEW INDOOR SMART CAMERA. VISTO SYSTEM	**29-135**
VS8111	VISTO WI-FI EXTERNAL UNIT. VIP SYSTEM	**29-135**

THE PROFESSIONAL AT THE CENTRE OF OUR WORLD

A SINGLE CONTACT FOR INTEGRATED AND PROFESSIONAL SYSTEMS.

Knowing you can count on the know-how and skill of an Italian company capable of meeting all your requirements is certainly a significant advantage. In fact, we at Comelit can give you advice and offer you the best and most versatile solutions. An extremely wide range of highly integrated options to tackle all the needs of the residential, commercial and industrial markets. Having a single representative means being able to count on one contact for all the problems you may need to tackle in your work, providing assistance and guiding you when choosing the product or system that best suits your requirements.

MYCOMELIT APP THE APP YOU WON'T BE ABLE TO DO WITHOUT!

Simple, straightforward and customised.

Thanks to all the services provided, MyComelit makes work easier for all industry professionals: installers, draughtsmen, system integrators, security managers, building managers, wholesalers and architects.

YOU WILL NOT BE ABLE TO DO WITHOUT IT!

WHAT ARE YOU WAITING FOR?

ENTER THE WORLD OF MYCOMELIT!

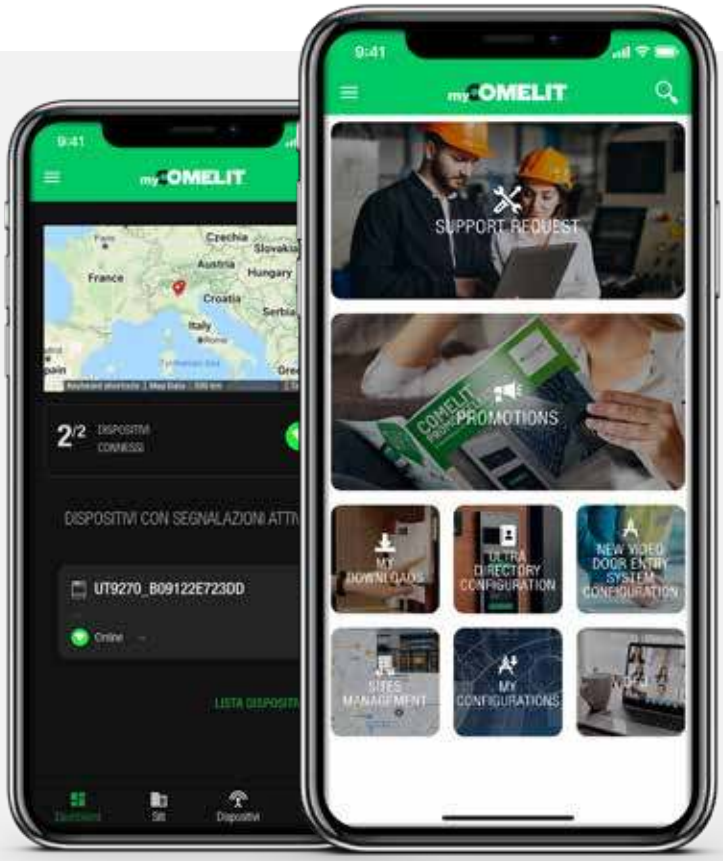

COMELIT TECHNICAL ASSISTANCE FOR PLANNING ADVICE AND ON-SITE SUPPORT.

Professionals can always count on the valuable support off ered by the Comelit technical assistance service: a fast response to queries and requests for information, onsite assistance and design advice.

UTC

Professional telephone support for resolving every type of problem.

Contact us: +39 0346 750011

SATCO

ASSISTED PROGRAMMING

Support for installers from specialised professionals, and technical assistance.

COMELIT ENGINEERING

Comelit Engineering is a division dedicated entirely to providing customers with the ideal solutions for all requests for non standard systems.

PROFESSIONAL REFRESHER COURSES. EVEN ONLINE.

Training and keeping up to date is essential here at Comelit. This is why we organise for regular intensive theory and practical technical courses on our new systems to be held at our Training Center, putting you straight to the test with our dedicated staff .

Thanks to WEBINAR ACADEMY, our professionals are always by your side, even online. High professionalism and a wide choice of free courses at your disposal.

WITH YOU ALWAYS

Comnect

THE REVOLUTION.

A product can no longer be sufficient to itself and its integration cannot be limited just to the systems produced by its own manufacturer. A product must be able to integrate systems from other manufacturers, or to be integrated itself. On this evolutionary path, Comelit has decided to invest in and create the Comnect integration programmer (dedicated to Comelit systems), with the aim of creating a single solution that includes all the products designed to be open to integration

WHAT IT OFFERS

THE POSSIBILITY TO MANAGE DOOR ENTRY SYSTEMS FROM THIRD PARTY PLATFORMS VIA CLOUD2CLOUD COMMUNICATION, ADD INTEGRATION MECHANISMS (API, SDK) AND OF SECURITY.

THE POSSIBILITY FOR DEVELOPERS OF APPLICATIONS FOR SMARTPHONES OR TABLETS TO EASILY INTEGRATE IN THEIR APPS DOOR ENTRY CONTROL FUNCTIONS COMPATIBLE WITH COMELIT SYSTEMS.

THE POSSIBILITY TO INSTALL AN APP FOR SMARTPHONE OR TABLET DIRECTLY ON THE DOOR ENTRY MONITOR WITH ANDROID PLATFORM.

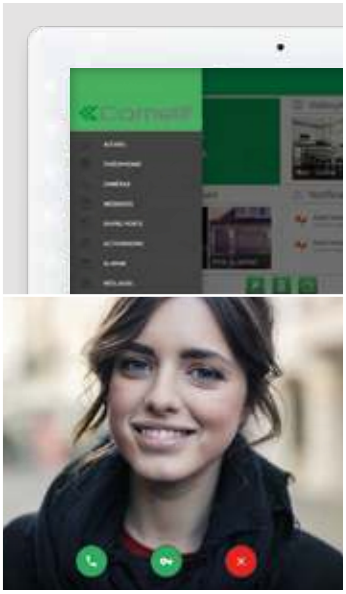

INTEGRATION, COMELIT STYLE

CLOUD2CLOUD INTEGRATION FOR THIRD PARTIES

The development of integration at Cloud level allows software platforms from other companies to manage Comelit systems, through direct communication with the Cloud. This enables our systems to open up to any company interested in integrating the management of certain Comelit products into its own platform or system.

1456G. A VIP INTERFACE FOR THIRD PARTY TERMINALS.

Gateway for sending video entry phone calls on the IP system to SIP directly connected to the 1456G or throught physical switchboards or services offered by SIP Providers.

COMELIT APP INTEGRABILE IN APP DI TERZI.

Comelit, through the Comelit Intercom Module No modules, we offer app developers of any of the systems in the apartment, to integrate door entry system functions in their app.

MAXI ANDROID CON APP DI TERZE PARTI.

The Maxi with Android door entry monitor is compatible with the Comelit IP video entry system (ViP), with 7” touchscreen, based on the Android operating system where, with the same flexibility as a tablet, it is possible to load third-party apps.
This means the user is offered a device which is no longer just a door entry monitor, but a controller for the home and service manager.



DEEP ROOTS, GLOBAL VISION.

Comelit's strong international vocation originates from its close ties with the area in which it was created and in which its headquarters are still located today (Val Seriana, to be precise). Comelit exports to over 90 countries worldwide: this articulated sales structure integrates shared know-how with the awareness of specific requirements in each market.

GLOBAL OFFICES AND BRANCHES

ITALY (GENERAL HQ)

FRANCE

SPAIN

GERMANY

REPUBLIC OF SINGAPORE
- HONG KONG
- VIETNAM
- INDONESIA

GREAT BRITAIN
- IRELAND

BELGIUM

NETHERLANDS

UNITED STATES OF AMERICA

COMELIT IN NUMBERS

10 branch offices

6 Research and Development centres

900 employees

90 served countries

1

2


3


4

5

6

7


8

9


10


11


12

1. Glasgow, Scotland, Southern General Hospital

2. UK, Poole, Moriconium Quay

3. USA, NY, Manhattan, Sty town

4. Monaco, Tour Odeon

5. UK, London, Riverlight residences

6. Spain, La Coruna, Trebol Tower

7. Italy, Frosinone, Stadio Benito Stirpe

8. UAE, Dubai, Palm Jumeirah

9. Qatar, Doha, Sidra Hospital

10. UAE, Abu Dhabi, Sun and Sky Towers Al Reem Island

11. Singapore, Singapore, Costa Rhu

12. Malaysia, Kuala Lumpur, Kiaramas Danai

[IT] **Comelit Group Spa**
Via Don Arrigoni 5
24020 Rovetta S. Lorenzo
Bergamo Italy
Tel. +39 (0) 346 750011
Fax +39 (0) 346 71436
www.comelitgroup.com
info@comelit.it

[FR] **Comelit France**
18 Rue Séjourné – 94000 Creteil
Cedex
France
Tel. +33 01-43-53-97-97
hotline@comelit.fr

[BE] **Comelit Group Belgium**
Kleinewinkellan 24
1853 Grimbergen
Belgium
Tel. +32 2 411 50 99
info@comelit.be

[NL] **Comelit Nederland BV**
Buitendijks 1-3356 LX
Papendrecht
NETHERLANDS
Tel. +31 (0) 78 6511201
info@comelit.nl

[DE] **Comelit Group S.p.A.**
Deutschland
Konrad-Zuse-Str. 2
41516 Grevenbroich Deutschland
Tel. 0 21 82-82 96-0
info@comelit.de

[ES] **Comelit Group Spa**
Sucursal en Espana
C/ De la Mora, 12 Pol. Ind.
Granland 08918 – Badalona
SPAIN
Tel. +34 932430376
info@comelit.es

[GB] **Comelit-PAC Limited**
Unit 2B The Quad, Butterfield
Business Park, Luton,
Bedfordshire – LU2 8EF
Tel. +44(0)1707377203
comelitsales@comelit-pac.co.uk

[US] **Comelit USA**
(USA and Canada)
2021 S. Myrtle Avenue
Monrovia, CA 91016
Tel. +1 (626)930-0388
info@comelitusa.com

[AE] **Comelit Middle East**
Office EG-08, Dubai silicon Oasis,
Dubai, UAE
Tel. +97143331114
info@comelit.ae

[SG] **Comelit South East Asia**
Victory Centre 110 Lorong 23
Geylang, #05-10, 388410
SINGAPORE
Tel. 00 6567024780
enquiries@comelit.sg

The brands and trade names cited in this publication are the property of their respective owners. Product dimensions derived from the images are purely indicative.

Comelit Group Spa

Via Don Arrigoni 5
24020 Rovetta S. Lorenzo,
Bergamo Italy
Tel. +39 (0) 346 750011
Fax +39 (0) 346 71436
www.comelitgroup.com
info@comelit.it

cod.
2G31000655

8 023903 454246

www.comelitgroup.com

Comelit®
Passion. Technology. Design.