

## EXTRA-DEEP 30.5-MM PUSHBUTTON ENCLOSURES, TYPE 4X



### INDUSTRY STANDARDS

UL 508A Listed; Type 4, 4X, 12; File Number E61997  
 cUL Listed per CSA C22.2 No 94; Type 4, 4X, 12; File Number E61997

NEMA/EEMAC Type 4X, 12, 13  
 CSA File Number 42186: Type 4, 4X, 12  
 IEC 60529, IP66

### APPLICATION

Designed to house 30.5-mm oil-tight pushbuttons, switches and pilot lights. Enclosures provide protection against dirt, dust, oil and water. Extra-deep design accommodates additional contact blocks for pushbuttons.

See *Mild Steel* chapter for related mild steel enclosures.

### SPECIFICATIONS

- 14 gauge bodies, 16 gauge covers; Type 304 or Type 316 stainless steel
- Seams continuously welded and ground smooth
- Captivated cover screws thread into sealed wells
- Bonding provision on door; grounding nut on body
- 4-way pushbutton holes accept all brands of oil-tight pushbuttons, switches and pilot lights
- Enclosures 6.00 x 4.00 x 4.75 in. (152 x 102 x 121 mm) and larger have internal detachable hinge to hold cover open during wiring, yet permit immediate removal
- Oil-resistant gasket

### FINISH

Cover and sides of body have smooth #4 brushed finish.

### ACCESSORIES

See also *Accessories*.

Industrial Corrosion Inhibitors

HOL-SEALERS™ Hole Seals

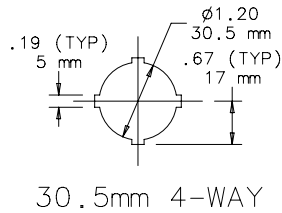
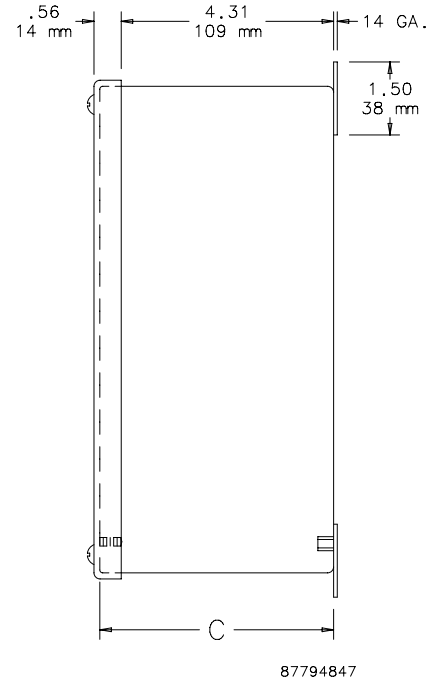
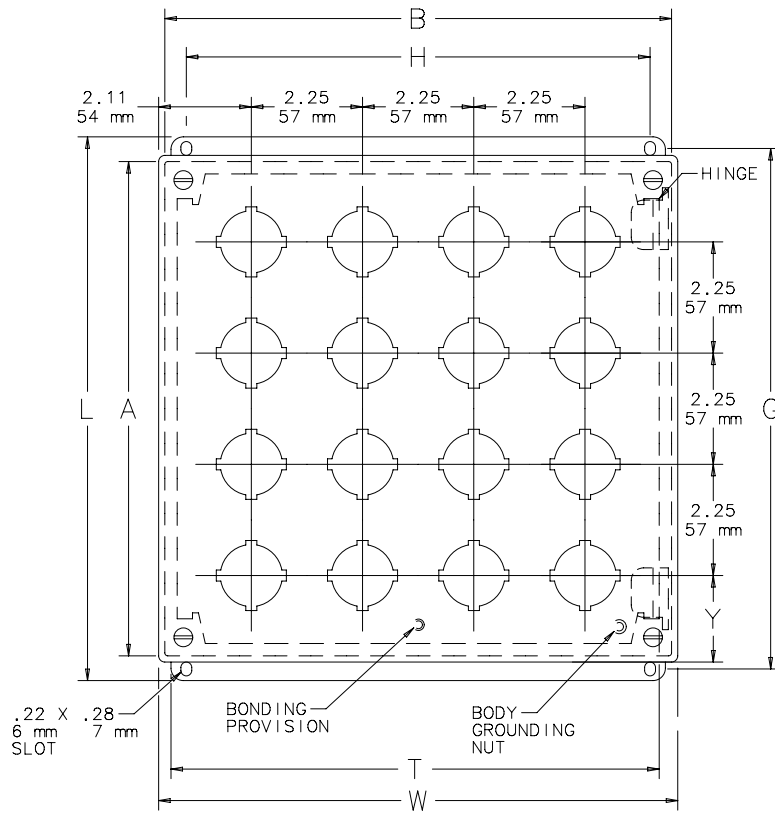
Tamper-Resistant Screws

**BULLETIN: PB1S**

### Standard Product

Catalog Number	AxBxC in./mm	Stainless Steel Type	Gauge	Number of Holes	Mounting G x H in./mm	Overall L x W in./mm	T in./mm	Y in./mm
E1PBXSS	4.00 x 4.00 x 4.75 102 x 102 x 121	304	16	1	4.50 x 3.12 114 x 79	5.00 x 4.22 127 x 107	3.75 95	2.11 54
E2PBXSS	6.00 x 4.00 x 4.75 152 x 102 x 121	304	14	2	6.50 x 3.12 165 x 79	7.00 x 4.22 178 x 107	3.75 95	1.98 50
E3PBXSS	8.00 x 4.00 x 4.75 203 x 102 x 121	304	14	3	8.50 x 3.12 216 x 79	9.00 x 4.22 229 x 107	3.75 95	1.86 47
E4PBXSS	10.00 x 4.00 x 4.75 254 x 102 x 121	304	14	4	10.50 x 3.12 267 x 79	11.00 x 4.22 279 x 107	3.75 95	1.73 44
E16PBXSS	11.75 x 10.75 x 4.75 298 x 273 x 121	304	14	16	12.25 x 9.88 311 x 251	12.75 x 10.97 324 x 279	10.50 267	2.61 66
E16PBXSS6	11.75 x 10.75 x 4.75 298 x 273 x 121	316	14	16	12.25 x 9.88 311 x 251	12.75 x 10.97 324 x 279	10.50 267	2.61 66

Catalog number ending in 6 is Type 316L stainless steel.



NOTE: Cover bonding provision location varies based on pushbutton pattern.

Hole Arrangement

