


technical information

Push-Pull LC Duplex Fiber Optic Patch Cords containing the custom push-pull strain relief boot and duplex clip, allow users easy accessibility when deploying very high density LC patch fields in data center applications. Available in riser (OFNR), and low smoke zero halogen (LSZH) rated jacket materials to comply with local cabling ordinances and OM4, OM3 or OS1/OS2 fiber types to meet the demands of today's highest speed applications.



application

Provide interconnect and cross-connect of applications in entrance facilities, telecommunication rooms, data centers, at the desk and network applications to interconnect pre-terminated cassettes in main distribution, horizontal distribution, and equipment distribution areas.

construction

Fiber count:	Duplex (2-fiber) jacketed zipcord
Cable jacket ratings:	Riser (OFNR) Low Smoke Zero Halogen (LSZH) per: IEC 60332-1-2, IEC 60332-3-24, IEC 60754-1, IEC 60754-2, IEC 61034-2
Fiber types:	Singlemode: OS1/OS2 9/125µm Multimode: OM3 50/125µm OM4 50/125µm
Connector types, End 'A':	Duplex LC
Connector types, End 'B':	Duplex LC
Jacket color:	OS1/OS2: Yellow OM3: Aqua OM4: Aqua

optical properties

Connector insertion loss:	Standard: 0.35dB max (OS1/OS2) Optimized: 0.15dB max (OM3/OM4) Ultra: 0.10dB max (OM4)
Connector return loss:	26dB min (OM3 and OM4) 55dB min (OS1/OS2)

physical properties

Cable outside diameter (OD):	1.6mm duplex
Bend Radius (min) Short-Term:	16mm
Bend Radius (min) Long-Term:	32mm
Connector cable retention:	50N (4.24lb) @ 0° 19.4N (4.4lb) @ 90°
Connector durability:	500 cycles

environmental properties

Storage and shipping temperature:	-40°C to 70°C
Operating and installation temperature:	-10°C to 60°C

standards

Meets or exceeds ISO/IEC 11801, TIA-568-C.3, TIA-604-10 (FOCIS-10)

Restriction of Hazardous Substances (RoHS) Compliance:	All patch cord components meet the requirement of Directive 2002/95/EC
---	--

Opti-Core® Push-Pull LC Duplex Fiber Optic Patch Cords

part number configurator

Example: FX2ERQ1Q1SNM005 = Fiber, OM3, 2-fiber, 1.6mm cable, riser rated, LC push-pull connector to LC push-pull connector, Optimized IL, 5 meters

Character	1	2	3	4	5	6	7	8	9	10	11	12	13	14	15
Example	F	X	2	E	R	Q	1	Q	1	S	N	M	0	0	5

1 – Fiber Product

F = Fiber

2 – Fiber Type

X = OM3 50/125µm

Z = OM4 50/125µm

9 = OS1/OS2 9/125µm

3 – Fiber Count

2 = 2-fiber

4 – Cable Type

E = 1.6mm

5 – Jacket Type

L = LSZH (Low Smoke Zero Halogen)

R = OFNR (Riser)

6 – Connector Type

Q = LC Push-Pull connector

7 – Connector Variant

1 = 1st Gen (Low Profile Duplex LC)

8 – Connector Type

Q = LC Push-Pull connector

9 – Connector Variant

1 = 1st Gen (Low Profile Duplex LC)

10 – Performance/Construction

S = Standard IL for OS1/OS2 (A-B)

Optimized IL for OM3/OM4 (A-B)

N = Ultra IL for OM4 (A-B)

11 – Connector Variant

N = No variant

12 – Unit of Length

M = Meters

F = Feet

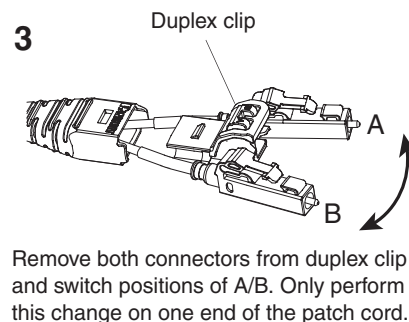
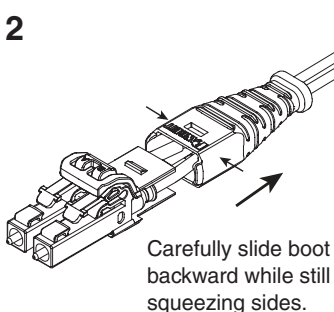
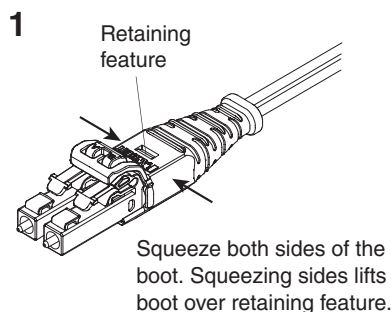
13, 14, 15 – Length

001 - 050 in 1 meter increments

1/2 meter increments available between 1 and 10 meters, ex 3.5

Foot-length increments available from 1 to 25 feet in Riser-rated jacket only

polarity changeover



Other options are available as follows; contact Panduit for part number.

Fiber type: OM4+ Signature Core™

Performance/Construction: Optimized IL – Flipped (A-A),

Standard IL – Flipped (A-A)

WORLDWIDE SUBSIDIARIES AND SALES OFFICES

PANDUIT US/CANADA
Phone: 800.777.3300

PANDUIT EUROPE LTD.
London, UK
Phone: 44.20.8601.7200

PANDUIT SINGAPORE PTE. LTD.
Republic of Singapore
Phone: 65.6305.7575

PANDUIT JAPAN
Tokyo, Japan
Phone: 81.3.6863.6000

PANDUIT LATIN AMERICA
Guadalajara, Mexico
Phone: 52.33.3777.6000

PANDUIT AUSTRALIA PTY. LTD.
Victoria, Australia
Phone: 61.3.9794.9020

For a copy of Panduit product warranties, log on to www.panduit.com/warranty

For more information

Visit us at www.panduit.com

Contact Customer Service by email: cs@panduit.com
or by phone: 800.777.3300

PANDUIT®

© 2021 Panduit Corp.
ALL RIGHTS RESERVED.
FBSP90--WW-ENG
1/2021